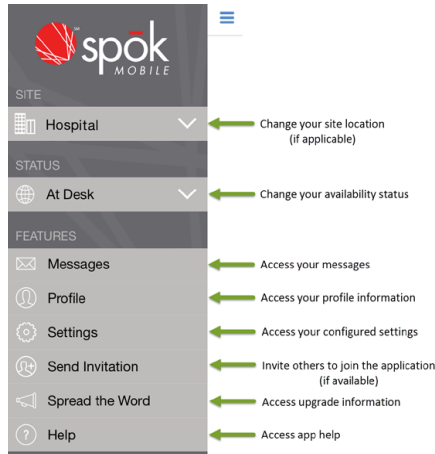





Navigating the Application







Sending Messages



- In **Messages**, tap **Compose** 
- Add recipients by searching for a name or by using your recent contacts.
 - Access and use **Message Templates** by long press in Compose Message field. Tap **Templates** to choose desired template.
- To attach pictures or videos, tap **Attach**  and browse to the desired attachment.
- In the **Compose Message** field, add text.
- To send the completed message, tap **Send** .

Responding to Messages

Respond to a received Spok Mobile message in one of the following ways:

















- Accept:**  indicates that you received the message and you accept the message's content.
- Decline:**  indicates that you received the message, but you do not accept the message's content.
- Reply:**  indicates that you received the message and are responding or replying to the message's content.
- Call Back:** When a phone number is included in the text of an incoming message, tap  to initiate a phone call using your device's phone feature or using a VoIP connection.

Enable & Disable Mute Switch Override

- Tap  to access drawer menu
- Tap **Settings** , to any tone settings tap **Override Mute Switch** to toggle on or off:



Commonly Used Icons

Icons that Identify Information	
	Identifies recent contacts.
	Identifies secure devices.
	Indicates high priority message.
	Indicates low priority message.
	Acknowledges receipt of incoming message and <u>acceptance</u> of message's content.
	Acknowledges receipt of incoming message but you <u>do not</u> accept the message's content.
Action Button Icons	
	Allows you to view your list of recent contacts.
	Compose a new message.
	Attach pictures or videos to a message.
	Add a message template in Settings.
	Send a message or reply.
	Access the drawer menu.
	Initiate a phone call to a phone number that is included in a message.
	Forward a message.
	Copy message text.
	Delete messages.