


Spok Mobile for Apple














Navigating





The screenshot shows the Spok Mobile app interface with a navigation drawer on the left. The drawer is divided into three sections: SITE, STATUS, and FEATURES. Arrows point from text labels to specific options in the drawer:

- SITE:** Hospital (Change your site location (if applicable))
- STATUS:** At Desk (Change your availability status)
- FEATURES:**
 - Messages (Access your messages)
 - Profile (Access your profile information)
 - Settings (Access your configured settings)
 - Send Invitation (Invite others to join the application (if available))
 - Spread the Word (Access upgrade information)
 - Help (Access app help)

Commonly Used Icons




Icons that Identify Information	
	Recent contact.
	User on secure devices.
	High priority message.
	Low priority message.
Action Button Icons	
	View list of recent contacts.
	Compose a new message.
	Attach pictures and videos to a message.
	Access the drawer menu.
	Initiate a phone call to a phone number that is included in a message.
	Add a new template.
	Forward message text.
	Copy message text.
	Delete messages.

Sending Messages

1. In **Messages**, tap **Compose** .
2. Add recipients by searching for a name or by using your recent contacts.
3. To attach pictures and videos, tap **Attach**  and browse to the desired attachment.
4. In the **Compose Message** field, add desired message text.
5. To send the completed message, tap **Send**.

Responding to Messages

Respond to a received Spok Mobile message in one of the following ways:

- **Accept:**  indicates that you received the message and you accept the message's content.
- **Decline:**  indicates that you received the message, but you do not accept the message's content.
- **Reply:** indicates that you received the message and are responding or replying to the message's content.
- **Call Back:** When a phone number is included in the text of an incoming message, tap  to initiate a phone call using your device's phone feature or using a VoIP connection.