


OCLC Connexion: Searching WorldCat Quick Reference

OCLC Connexion Interfaces

Use the Connexion client interface (Windows-based software) or the Connexion browser interface (opens in your default Web browser window).


- To open the client, click **Start > Programs > OCLC Connexion**, or double-click the client icon .
- To open the Connexion browser, open your Web browser and go to <http://connexion.oclc.org>.

Multiscript support in the client only: The following non-Latin scripts are supported in the client for cataloging and searching: Arabic, Bengali, Chinese, Cyrillic, Devanagari, Greek, Hebrew, Japanese, Korean, Tamil, and Thai.



Enter Command Line or Guided Search/Browse

Search—Client or browser

Open the Search WorldCat client window or browser screen:

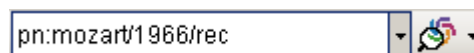
Step	Action
1	<p>Client: Click Cataloging > Search > WorldCat, or click , or press <F2>.</p> <p>Browser: Click the Cataloging tab > Search > WorldCat, or press <Ctrl><Shift><W>.</p>
2	<p>Enter a complete search or browse in correct search syntax in the Command Line Search box.</p> <p>Type any of these search types:</p> <ul style="list-style-type: none"> Numeric Keyword Derived Browse (scan an index) <p>Or</p> <p>Enter a guided search in parts in the Keyword/Numeric area and select an index using text boxes and drop-down lists. Let the system create the correct search syntax.</p> <p>Enter any of these search types:</p> <ul style="list-style-type: none"> Numeric Keyword Derived search term (no browse) <p>For details, see the next section, "General Guidelines"</p>

Tip: Collapse or re-expand the Search WorldCat window or screen to show only the Command Line or show the full window/screen:

- Client:** Click **Expand/Collapse**.
- Browser:** Click the plus or minus button:  or .


Quick search: Client only

Use the WorldCat Quick Search box on the toolbar to enter a command line search or browse. Click the button to the right to send the search.



Guided browsing—Client or browser

Open the Browse WorldCat client window or browser screen to enter a guided browse term:

Step	Action
1	<p>Client: Click Cataloging > Browse > WorldCat, or click , or press <F2>.</p> <p>Browser: Click the Cataloging tab > Browse > WorldCat, or press <Ctrl><Shift>.</p>
2	Enter a browse term in the Browse for box.
3	Select an index in the adjacent list

For details, see the next section, "General Guidelines."

Batch process searches—Client only

Step	Action
1	Click Batch > Enter Bibliographic Search Keys , or press <Alt>.
2	Select a local file to store searches (default: DefaultBib.bib.db).
3	Select an index in the adjacent list.
4	Enter a numeric, keyword, or derived search in the Query box, using full search syntax (same as command line search syntax).
5	Click Add or press <Enter>
6	Repeat steps 3 and 4. As you add searches, the client displays them in a list.
7	When finished, click Save .
8	When ready, run batch processing (Batch > Process Batch).

General Guidelines

Command line (full syntax) search or browse

For a command line search (a complete search in a single string):

- Precede a browse term with the Scan command (**sca**) followed by a space, but use no command for a search.
Example of browsing: sca ti:roots
- Include index labels followed by correct punctuation to indicate a word, phrase (subfield data) or whole phrase (field data) form of the index.
 - Use a two-letter index label and a colon (:) for word indexes.
Example: ti=nexus
 - Use a two-letter index label and an equal sign (=) for phrase indexes.
Example: ti=connected islands new and selected*
 - Use a three-letter index label ending in the letter **w** and an equal sign (=) for whole phrase indexes.
Example: pnw=woolf, leonard 1880-1969
 - **Exceptions.** Index labels are optional for:
 - Derived search if it is the first or only search term
 - ISBN search if it is the first or only search term
 - OCLC number search, if preceded by an asterisk (*) or number sign (#)
- **Options**
 - Type Boolean operators **and**, **or**, or **not** to combine multiple terms in different indexes.
 - Type proximity operators **with (w)** or **near (n)** with numbers (1 to 25) to find multiple terms in one index that have a specified number of intervening words.
 - Include only one qualifier of any one type.
 - Use slashes or index labels for format, year, microform, or source qualifiers
 - Use index labels only (cannot precede with a slash) for Internet/non-Internet or language qualifiers
 - Type symbols for wildcards (**#** or **?**) and truncation (*****) in place of characters to retrieve different forms of a word. (Available for Latin script searches only.)
Note: Precede symbols by at least three characters.
- **Client only—no separate indexes for non-Latin script search terms:** Use the same indexes, operators, and qualifiers as for Latin script searches. Enter search terms in Latin script.

Guided search or browse

For a guided search (entered in parts; system creates the syntax):

- In the Search WorldCat window or screen, type a keyword, numeric, or derived search term in any **Search for** box.
- **Optional.** Type multiple search terms in a single box to combine search terms in a single index. Between terms, type appropriate Boolean operator(s):
 - **and**, **or**, or **not**
 - **with (w)** or **near (n)**. **Optional:** Add numbers (1 to 25) to specify the number of intervening words
- Select an index from the adjacent list.
- **Other options:**
 - Type search terms in additional **Search for** boxes and select **and**, **or**, or **not** from lists to combine search terms in different indexes.
 - Type symbols for wildcards (**#** or **?**) and truncation (*****) in place of characters or endings in a search term to retrieve different forms of a word.
Note: Precede symbols by at least three characters.
 - Select or enter qualifiers in lists or boxes.

Tip: Switch between long and short selection lists:

- **Client:** Click plus (+) or minus (-) to expand or shorten index, material type, or language lists.
- **Browser:** Click **More Indexes** or **Fewer Indexes** or click **More Material Types** or **Fewer Material Types** to expand or shorten index or material type lists.

Note: All search examples and guidelines in this Quick Reference are in command line format (full syntax) only.

Words, phrases, and whole phrases

Index	Searches for ...	Examples
Word	Word or number anywhere in a field	pn:stansbury dd:151
Phrase	Words in a single subfield from the beginning, in sequence, including all subfield data	pn=james, henry pb=Pearson Addison Wesley
Whole phrase	All words in a field in sequence from the beginning, including all data across indexed subfields.	pnw=james, henry 1843-1916 sew=poetry in public places

Notes:

- Enclose multiple words in quotation marks (") to find records with that exact sequence in a word index.
Example: ti:"asian crisis"
- Omit initial articles in titles for phrase and whole phrase searching.
- Truncate a phrase or whole phrase using an asterisk (*), or use browsing for automatic truncation.
- The truncation symbol (*) is available for Bengali, CJK, Devanagari, Tamil, and Thai script searching but not for other non-Latin script search terms.

Search Formats

Numeric searches

Guidelines

- **Command line numeric searches:** Always precede search term with an index label and punctuation—a colon (:) for numbers or an equal sign (=) for number phrases.
Exception: ISBN does not require label if it is first or only search.
- Type all numbers and letters in an ISBN, government document number, publisher number (formerly music publisher), etc.
Tip for entering ISBNs ending in x: If you use the number keypad, truncate the number using the asterisk (*) key.
- Omit spaces.
- In class number searches:
 - Include periods. **Example:dd:616.46**
 - Omit all other punctuation in class numbers.
 - Omit spaces.
- See notes in the following tables on the treatment of hyphens in ISBN, ISSN, and LCCN searches.

Numeric indexes and search examples

ISBN index	To find this number ...	Enter this search ...
Label = bn:	0-85109-130-x	085109130x or bn:085109130x
	0-8247-7142-7	0824771427 or bn:0824771427
Notes:		
<ul style="list-style-type: none"> • Use an index label if the number is not the first search term. • Omit hyphens if no index label; omit or enter hyphens with index label. 		

ISSN index	To find this number ...	Enter this search ...
Label = in:	1234-5678	in:1234-5678
	0018-165x	in:0018-165x
	Note: Always include hyphens.	

LCCN index	To find this number ...	Enter this search ...
Label = ln:	map32-14	ln:32000014 or ln:32-14
	2002-580246	ln:2002-580246 or ln:2002580246
	Notes:	
<ul style="list-style-type: none"> • Enter with or without the hyphen. • Include the year portion (2 or 4 digits). • Use a circumflex (^) to exclude LCCNs that have prefixes. 		

Government document number index	To find this number ...	Enter this search ...
Label = gn:	a 1.2:R31/14/984	gn:a12r3114984
	NAS 1.2:SP1/46	gn:nas12sp146
Notes:		
<ul style="list-style-type: none"> • Enter all numbers and letters. • Omit punctuation. 		

OCLC control number index	To find this number ...	Enter this search ...
OCLC control number (no:)	10998406	no:10998406 or *10998406 or #10998406
Notes:		
<ul style="list-style-type: none"> • Command line/full syntax search: Precede with index label, asterisk (*), or number sign (#). • Keyword/Numeric guided search: Optional. Precede with * or # instead of selecting an index. Do not use the index label. 		

Publisher number indexes	To find this number ...	Enter this search ...
Number label = mn:	CO 1979-AB5-1	mn:co1979ab51
	Note: Formerly called music publisher number.	
Number phrase label = mn=)	BBC 001	mn=bbc 001
	Note: You can include spaces in a phrase search.	

Keyword searches

Guidelines

- For searches of the Access Method index (**am:** or **am=**)
 - Omit *http:* and *https:*.
 - Treat punctuation marks as word divisions.
 - Include stopwords for this index.
Example: am:his
- Internet qualifier (**mt:**) limits results to:
 - Internet-only resources (that is, records with field 856 and second indicator <blank>, 0, or 1).
In the **Command Line**, type **mt:url**
 - Or
 - Non-Internet resources (that is, all other records).
Type **not mt:url**.

Keyword index stopwords

The system ignores the following common words in a keyword search:

a	be	has	in	of	that	was	you
an	but	have	into	on	the	were	
and	by	he	is	or	their	when	
are	for	her	it	she	there	which	
as	from	his	its	so	this	with	
at	had	if	not	than	to	would	

Enclose any stopword in quotation marks to include it in a search.

Example: To search for the title *And Then There Were None*, type:
ti:"and" then "there" "were" none

Selected keyword indexes and search examples

Keyword index	Label	Example
Corp/Conf Name	cn:	cn:enron
Corp/Conf Name Phrase	cn=	cn=enron corp
Corp/Conf Name Whole Phrase	cnw=	cnw=enron corp board of directors special investigative committee
Name	au:	au:kahlo
Name Whole Phrase	auw=	au=kahlo, frida 1910-1954
Personal Name	pn:	pn:salinger j d
Publisher	pb:	pb:thousand oaks
Series	se:	se:ergonomic
Series Phrase	se=	se=ergonomic management series
Subject Phrase	su=	su=aquatic ecosystems
Title	ti:	ti:gerontological
Title Phrase	ti=	ti=gerontological nursing

Derived searches

Derived search key limits

Derived index	Label	Minimum key	Maximum key
Personal Name	pd:	4,1,blank	4,3,1
Corp/Conf Name	cd:	=4,1,blank	=4,3,1
Name/Title	nd:	4,4	4,4
Title	td:	none	3,2,2,1
Notes:			
<ul style="list-style-type: none"> For records without 1xx fields, the minimum search key can be blank,4. Even if data has fewer than the required number of words, type all required commas. Example: To find <i>Roots</i>, type td:roo,, or roo,, For Corp/Conf Names, precede with the index label and a colon or with an equal sign (=). 			

Guidelines

- Omit index label if it is the first or only search in the command line.
- Omit initial articles (*a*, *an*, *the*, and non-English equivalents).
- Include articles within titles.
- Include letters and numbers.
- Exclude all other characters; for example, exclude diacritics and punctuation.
- Use a circumflex (^) to narrow a search (but do not use the circumflex in a derived title search).
Example: **pd:harv,hen,^** or **harv,hen,^**
- For names beginning with *Mc* or *Mac* followed by an uppercase letter, type **m** and omit the *c* or *ac*. If followed by a lowercase letter, include the lowercase letter *c* or *ac*.
Examples: For *MacDonald*, *Marion B.*, type **pn:mdon,mar,b**.
For *Macdonald*, *Andrew T.*, type **pd:macd,and,t**

- For compound or hyphenated surnames, treat all parts of a name up to the first comma as the first derived search element.
Example: For *Li-Marcus, Moying*, type **pd:lima,moy,**
- For forenames only, treat each part as separate segments. Treat each part of a hyphenated forename as separate.
Examples: For *White Bull*, type **pd:whit,bul,**. To find *Li-Min Tau*, type **pd:li,min,t**
- Do not use non-Latin scripts in derived searches.

Derived search stopwords

Omit the following words from the first segment of a corporate/conference name when you use the derived search indexes **cd:** and **nd:**. Otherwise, include the words.

&	Commonwealth	Institute	South
a	Conference	International	State
American	Congress	Joint	Subcommittee
an	Council	Meeting	Symposium
and	Department	National	the
Association	Dept.	North	U.N.
at	Division	of	U. N.
Australia	East	Office	United Nations
Board	Federal	on	United States
Bureau	for	Organization	University
Canada	France	Parliament	U.S.
College	Great Britain	School	U. S.
Colloquium	House	Seminar	West
Commission	in	Senate	Workshop
Committee	India	Society	All names of U.S. states

Examples of omitting initial stopwords

Omit initial stopwords in a search for ...	Enter search as ...
Corporate author: <i>Great Britain Forestry Commission</i> (works published in 1985)	cd:fore,com,/1985
Corporate author: <i>United Nations Committee on Economic, Social and Cultural Rights</i>	cd:econ,soc,c
Corporate name and title: <i>Indiana Supreme Court</i> [name] and <i>Race and gender fairness</i> [title]	nd:supr,race

Derived search examples

Index (label)	To find this data...	Enter this search...
Personal name derived (pd:)	Mozart, Wolfgang Amadeus	pd:moz,wol,a or moz,wol,a
	De Groot, Adriaan	pd:degr,adr, or degr,adr,
	Kübler-Ross, Elisabeth	pd:kubl,eli, or kubl,eli,
Corp/Conf derived (cd:)	American Rock Garden Society	cd:rock,gar,s or =rock,gar,s
	World Energy Conference	cd:worl,ene,c or =worl,ene,c
Name/Title derived (nd:)	Bergson, The creative mind	nd:berg,crea or berg,crea
	Clarke, 2001 : a space odyssey	nd:clar,2001 or clar,2001
Title derived (ti:)	Hotel	td:hot,, or hot,,
	Miracle on 34 th street	td:mir,on,34,s or mir,on,34,s

Browse (scan an index)

Browsing matches your term or phrase character by character, from left to right, across.

Guidelines

- Include up to 60 letters, numbers, spaces, or these characters: () # &
- Omit initial articles (*a, an, the*, and non-English equivalents)
- Include hyphens or substitute with a space.
- Type any word to browse a word index (need not be the first word). The system matches any instance of the word in indexed fields/subfields.
- Begin a phrase or whole phrase with the first word in a field or subfield (exclude initial articles). The system matches the exact term, beginning with the first word, in sequence, across indexed fields/subfields.
- Use the title whole phrase index (**tiw=**) to browse for a title proper, or cataloger-constructed title access point. The index **excludes** 245 #b.
- Use the title phrase index (**ti=**) to browse for title/subtitle combinations. The index **includes** 245 #b.
- Browsing provides automatic truncation. Type only as many characters or words as needed.
Example: For the title *Let Us Now Praise Famous Men*, type **sca tiw=let us now praise**
- Do not combine terms or use qualifiers, truncation, or masking.
- If you copy text across subfields in a record and paste as a browse term, remove delimiters, subfield codes, and punctuation.
- If you are unsure of an exact browse term, use a keyword search instead.

Selected browse indexes and examples

Index	Label	Example
Corp/Conf Whole Phrase	cnw=	sca cnw=hershey chocolate
Dewey Class Number	dd:	sca dd:151
LC Class Number	lc:	sca lc:z5063.2.a2
Name Whole Phrase	auw=	sca auw=dewey, melvil
Personal Name Whole Phrase	pnw=	sca pnw=james, henry 1843-1916
Publisher Phrase	pb=	sca pb=macmillan
Series Whole Phrase	sew=	sca sew=literacy 2000
Subject Whole Phrase	suw=	sca suw=library science
Title Whole Phrase	tiw=	sca tiw=birds and beasts
Uniform Title Whole Phrase	utw=	sca utw=concertos f 44 f major

Qualify, Combine, or Expand Searches

Use qualifiers, Boolean and proximity operators, and wildcard and truncation symbols to qualify, combine, and/or expand searches.

Qualifiers

Add qualifiers to limit search results.

Qualifier (label)	You type ...
Type/Format (mt:)	<p>/bks or mt:bks (Books)</p> <p>/com or mt:com (Computer Files)</p> <p>/cnr or mt:cnr (Continuing Resources)</p> <p>/map or mt:map (Maps)</p> <p>/mix or mt:mix (Mixed Materials)</p> <p>/sco or mt:sco (Scores)</p> <p>/rec or mt:rec (Sound Recordings)</p> <p>/vis or mt:vis (Visual Materials)</p> <p>Note: You can also use:</p> <ul style="list-style-type: none"> • /ser or mt:ser (Serial) • /int or mt:int (Integrating resource) (The broader continuing resources index (cnr) listed above includes these formats.)
Year(s) of publication (yr:)	<p>Single year (example: /1980 or yr:1980)</p> <p>Decade (example: /198? or yr:198?)</p> <p>Century (example: /19?? or yr:19??)</p> <p>Single year and all following years (example: /1980- or yr:1980-)</p> <p>Single year and all previous years (example: /-1980 or yr:-1980)</p> <p>Range of years (examples: /1980-3 or /1980-93 or /1880-921 or /1990-2005 or precede with an index label instead of a slash)</p> <p>Unknown dates (code <i>u</i>) (example: for Date1 value <i>19uu</i>, type /1900 or yr:1900)</p> <p>No date: Enter zeroes (example: /0000 or yr:0000)</p>
Microform/not microform (mf:)	<p>/mf or mf:mfc (microform)</p> <p>/nm or mf:nmc (not microform)</p>
Source (dl:)	<p>/dlc or dl:y (records contributed by Library of Congress/Program for Cooperative Cataloging)</p> <p>Note: Use the Cataloging Source phrase index (cs=) with an OCLC symbol to find records contributed by a specific library.</p>
Internet/non-Internet (mt:)	<p>mt:url (Internet resources only)</p> <p>not mt:url (exclude Internet resources)</p>
Language (la:)	<p>Index label followed by language name or MARC code</p> <p>Example: la:english or la:eng</p>

Note: you can also qualify searches by language of cataloging (checks for a language in 040 #b):

- In the command line: Use index label **ll**: (two lowercase letter "ells" followed by a colon) and a language code. (See a list of codes at <http://www.loc.gov/marc/languages>.)
Example: ti=to the lighthouse and ll:ger

Or

- In the keyword/numeric search area: Enter a language in one of the **Search for** boxes and select the **Language of Cataloging** index in the adjacent list. Combine with another search term.

Qualifier guidelines

- Use **slashes or index labels** for format, years, microform, or source qualifiers (called "slash qualifiers"). Use **index labels only** for Internet/non-Internet and language qualifiers.
- Use only one qualifier of each type per search.
- "Slash" qualifiers must appear at the end of a search. Qualifiers with index labels can appear anywhere in a search, combined with a Boolean operator.
- Type qualifiers in any order.

Operators

Use Boolean and proximity operators to combine search terms.

Operator	What the operator does
and	Finds all terms anywhere in a record. Example: su:wom?n and ti:history and yr:1970-
or	Finds any single term or all terms. Example: pn=woolf, virginia or pn=woolf, leonard and yr:1900-50
not	Excludes the term that follows not . Example: ti=civil war not su:battle not gc=united states
with (w)	Finds records containing both terms, in the order typed, or if followed by a number (1 to 25), finds records with no more than the specified number of words between the terms. Examples: ti:aluminum w wiring or alternatively, enclose the phrase in quotation marks: ti:"aluminum wiring" Or ti:aluminum w2 wiring
near (n)	Same as for with , except that the words can be in any order. Examples: ti:moon n eclipse ti:chicken n3 egg

Operator guidelines

- Do not use **and**, **or**, **not**, **with**, or **near** for browsing.
- Do not use **with** or **near** for derived searching.
- Type the maximum number of characters in the segments of each derived search that you combine with **and**, **or**, or **not**.
- To use **and**, **or**, **not**, **with**, or **near** as a keyword in a search, enclose the word in quotation marks.
Example: To search for the title *Neighbors Near and Far*, type ti:neighbors "near" "and" far.
- Qualifiers apply to all parts of combined searches.

Truncation and wildcard symbols

Use truncation and wildcard symbols to expand or focus search results.

Truncation	How to use
* (asterisk)	Place at the end of a word to retrieve variant endings. Example: invest* retrieves investor, investment, investment fraud, etc.

Wildcard	How to use
#	Replace one unknown character in a word. Example: wom#n retrieves woman and women
?	Replace multiple unknown characters in a word Example: emp?e retrieves empire, empale, emphasize, and emplace
?n	Specify the number of characters to replace (n=number of characters, 1-9) Example: str?3 retrieves street, stream, streak, stride, strait, string, etc.

Truncation and wildcard guidelines

- Limitation:** Precede symbols by at least three characters.
- Non-Latin script searches:** Truncating searches is supported for Bengali, CJK, Devanagari, Tamil, and Thai script search terms only. For other scripts, use browsing for automatic truncation.

Qualified, combined, and expanded search examples

Searches in both keyword/numeric and derived search format:

Keyword/numeric search	Derived search
au:rendell, ruth or au:vine, barbara	rend,rut, or vine,bar, Or pd:rend,rut, or vine,bar,
au:cervantes/1970-80/vis Or au:cervantes and mt:vis and yr:1970-80	cerv,mig,d/1970-80/vis Or pd:cerv,mig,d and yr:1970-80 and mt:vis
au:camus and ti:etranger and la:french	pd:camu,alb, and td:etr,, and la:french

More examples of qualified, combined, and expanded searches:

su:scotland and mt:map and yr:2000-
cn:microsoft and yr:2003 not mt:url
su:civil and war not battle/1970
dd:880 and la:eng/bks/1960-70
ti:bring w2 bacon
gon,wi,th,w/bks/19??/mf/dlc or td:gon,wi,th,w/bks/19??/mf/dlc
=adri,col,/bks/1970-90 or cd:adri,col,/bks/1970-90

Qualify searches by specific material types

To qualify searches by material type, use a word or phrase qualifier index label (**mt**: or **mt=**) with the 3-letter code or name for a material type, as shown in the table below (names are not case-sensitive but must be entered exactly as shown).

Example: To find *The Sound of Music* in CD audio only, type: sou,of,mu, and mt:cda or sou,of,mu, and mt=cd audio

Material type codes and names below are organized by broad qualifier group and then alphabetically by name within each group.

Code	Name	Code	Name
Universal types: Books (use mt:bks or /bks) and Mixed materials (use mt:mix or /mix)			
shs	Adolescent	mss	Manuscript
arc	Archival material	mmc	Master microform
acp	Article	mcd	Micro-opaque
bio	Biography	mfc	Microfiche
brl	Braille	mfl	Microfilm
cnp	Conference publication	ngp	National government publication
elc	Electronic	ejh	Pre-adolescent
fic	Fiction	pre	Preschool
gpb	Government publication	pri	Primary school
igp	International government publication	sgp	State or province government publication
juv	Juvenile (includes all juvenile types)	deg	Thesis/dissertation
lpt	Large print	web	Web access
lgp	Local government publication		
Sound recordings (use mt:rec or /rec)			
45s	45 rpm	msr	Musical recording
78s	78 rpm	nsr	Non-musical recording
cas	Cassette	rtr	Reel-to-reel tape
cda	CD audio	rll	Roll
dva	DVD audio	wxc	Wax cylinder
lps	LP	wrr	Wire recording
mp3	MP3		
Visual materials (use mt:vis or /vis)			
ngr	2-D image	oar	Original artwork
art	3-D object	pal	PAL
anm	Animation	pan	Partial animation
rep	Artwork reproduction	pht	Photograph
ats	ATSC	pgr	Projected image
bta	Beta	rbj	Real object (realia)
blu	Blu-ray	rbj	Real object (realia)
cht	Chart	scm	SECAM
dio	Diorama	sld	Slide
dio	Diorama	tch	Technical drawing

Code	Name	Code	Name
Visual materials, continued			
dvv	DVD video	toy	Toy
mot	Film	trn	Transparency
flm	Filmstrip	umc	U-matic
crd	Flash card	vhs	VHS
gam	Game	vca	Videocassette
grp	Graphic	vdc	Videodisc
kit	Kit	vid	Videorecording
msl	Microscope slide		
mdl	Model		
nts	NTSC		
Maps, cartographic materials (use mt:map or /map)			
atl	Atlas	mcm	Manuscript cartographic material
cgl	Celestial globe	mmp	Model map
egl	Earth globe	pgl	Planetary globe
gsc	Geological section	pcm	Published cartographic material
glb	Globe	rsi	Remote-sensing image
Musical scores (use mt:sco or /sco)			
mmu	Manuscript music	pmu	Published music
Continuing resources (use mt:cnr or /cnr)			
*int	*Integrating resource	mse	Series
new	Newspaper	upd	Updating database
per	Periodical	upl	Updating loose-leaf
*ser	*Serial	upw	Updating website
Computer files (use mt:com or /com)			
312	3.5 in. disc	fnt	Font
514	5.25 in. disc	imm	Interactive multimedia
bdt	Bibliographic data	ndt	Numeric data
cdc	CD for computer	oss	Online system or service
cgm	Computer game	pgm	Program
cig	Clipart images graphics	snd	Sound effects
dct	Document		

*For integrating resource (**int**) and serial (**ser**) material types only, you can either precede with **mt:** or **mt=** or add to the end of a search as a slash qualifier (**/ser** or **/int**), similar to the main qualifiers (see page 5).

More Information

- For comprehensive information on WorldCat search indexes, see:
[Searching WorldCat Indexes](#)
- For using the Connexion client, see:
[Connexion Client System Guide: Search WorldCat](#)
(or see client Help)
[Searching WorldCat tutorial](#) (client-only)
- For using the Connexion browser, see:
[Connexion Browser System Guide: Find Bibliographic Records](#)
(or see browser Help)
[Searching WorldCat tutorial](#) (browser-only)

Support

Contact OCLC Customer Support

E-mail: support@oclc.org

Telephone: 1-800-848-5800 (USA) or +1-614-793-8682

Fax: 1-614-764-2694

(7:00 a.m. to 9:00 p.m., U.S. Eastern time, Monday–Friday)

Use a [support form](#) on the Web.

Within the Connexion client or browser

- **Client:** Click **Help** > **Contact Support**.
- **Browser:** Click **Contact** in the title bar at the top of the screen.

Order a print copy of this publication

To order print copies of this publication at no charge:

Action
Send an e-mail request to orders@oclc.org . Include the product code (REF2083) found at the bottom right of this page. Or Use the Online Service Center : <ol style="list-style-type: none">1. Log on and click Documentation in the “Order OCLC products and services” list on the left.2. Locate <i>Connexion: Searching WorldCat Quick Reference</i> in the list and click Add to shopping cart. Alternatively, you can click a link to view in HTML or PDF.3. When finished, complete your order.