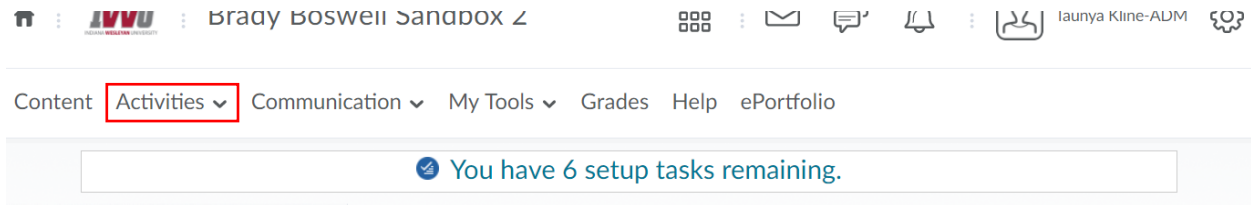


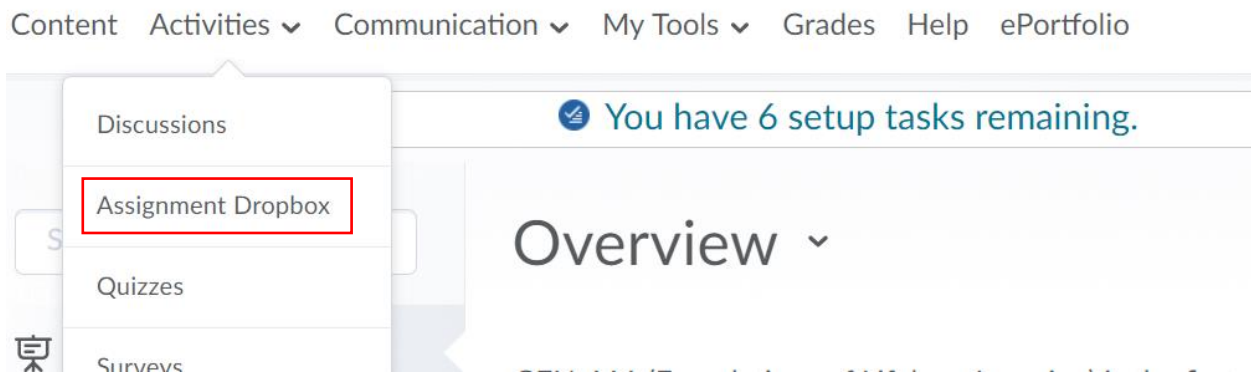
# Grading Feedback Studio (Formerly Turnitin)

## How to Access and Use Feedback Studio

1. Click on "Activities" on the Navbar



2. Select "Assignment Dropbox"



3. Click on the name of the submission folder.

## Assignment Submission Folders

Help

New Submission Folder More Actions

Bulk Edit

	Submission Folder	Total Files	Unread Files	Flagged Files	Due Date
	No Category				
	Research Paper	1	0	0	
	Service Learning Project				

4. Click on the similarity report (the colored box with the percentage).

Download Email Mark as Read Mark as Unread Delete Publish Feedback

<input type="checkbox"/>	Last Name ▲, First Name	Turnitin® Similarity	Submission Date	Delete
<input type="checkbox"/>	Student, D2L.Demo		Draft Saved: Aug 31, 2017 12:19 PM Feedback Read: Jul 19, 2017 11:49 AM	
	<a href="#">Research Paper.docx</a> (21.28 KB)	92 %	Jul 19, 2017 9:22 AM	

5. A new tab will open displaying the assignment.

feedback studio D2L.Demo Student Research Paper.docx -- /100 < 1 of 1 > ?

**1** Running head: TITLE OF PAPER, SHORTENED 1

<<Running head should **exactly** match the title, but be less than 50 total characters. You can shorten it but shorten it from the end, not the beginning words. NOTE: This comment should not appear on your paper's title page. Anytime you see a comment inside double arrows, it is for information only and should be deleted.>>

Title of Paper, Full Title is Placed Here

Name of the Writer

Indiana Wesleyan University

<<Your instructor may ask for additional information; keep double spacing. If not, delete.

6. You can click on the layers icon to uncheck or check all three options... Grading, Similarity, e-rater.

feedback studio D2L.Demo Student Research Paper.docx -- /100 < 1 of 1 > ?

**1** Running head: TITLE OF PAPER, SHORTENED 1

<<Running head should **exactly** match the title, but be less than 50 total characters. You can shorten it but shorten it from the end, not the beginning words. NOTE: This comment should not appear on your paper's title page. Anytime you see a comment inside double arrows, it is for information only and should be deleted.>>

Title of Paper, Full Title is Placed Here

Name of the Writer

Indiana Wesleyan University

<<Your instructor may ask for additional information; keep double spacing. If not, delete.  
Remove this message before submitting your paper.>>

<<Insert IWU plagiarism statement as required by your program. Check with other program information as instructions vary between schools. If not required, delete this field.>>

Active Layers

- Grading
- Similarity
- e-rater®



**Active Layer toggle**- Click this icon to display the active layers.



The items in blue are **Grading**

1. QuickMarks
2. Feedback Summary – Voice/Text Comments
3. Rubric or Grading Form



The items in red are **Similarity**

- Houses the similarity tools... Match Overview, All Sources, Filters and Settings, Excluded Sources



The items in purple are **e-rater**

- ETS



- Submission Information, Download

## 7. Enter the score.

feedback studio | D2L.Demo Student | Research Paper.docx | **90** /100 | 1 of 1

**e-rater® Results**

e-rater® made more than 50 marks on one or more pages of this paper, but a maximum of 50 e-rater® marks is shown on each page.

Grammar	8
Verb	1
S/V	1
Possessive	0
Pronoun	0
Run-on	0

Running head: TITLE OF PAPER, SHORTENED

«Running head should exactly match the title, but be less than 50 total characters. You can shorten it but shorten it from the end, not the beginning words. NOTE: This comment should not appear on your paper's title page. Anytime you see a comment inside double arrows, it is for information only and should be deleted.»

Title of Paper, Full Title is Placed Here

Name of the Writer  
Indiana Wesleyan University

«Your instructor may ask for additional information; keep double spacing. If not, delete. Remove this message before submitting your paper.»

«Insert IWU plagiarism statement as required by your program. Check with other program information as instructions vary between schools. If not required, delete this field.»

8. Go back to Brightspace and click on the blue “Evaluate” link next to the submission.
9. The Evaluate Submission page will open.

Evaluate Submission Back to Submissions

← Previous Student User 1 of 1 Next Student →

Research Paper - Submissions for D2L.Demo Student

[Research Paper.docx](#) (21.28 KB) ▾  
By: D2L.Demo Student Submitted: Jul 19, 2017 9:22 AM

Turnitin® Similarity  
92 %

Turnitin® GradeMark®

D2L.Demo Student (Id: demo.stu)

▶ Show Submission Folder Information

▶ Show Submission Folder Dates

10. Click “Use this Score” and the score will populate.

Evaluate Submission Back to Submissions

← Previous Student User 1 of 1 Next Student →

Research Paper - Submissions for D2L.Demo Student

[Research Paper.docx](#) (21.28 KB) ▾  
By: D2L.Demo Student Submitted: Jul 19, 2017 9:22 AM

Turnitin® Similarity  
92 %

Turnitin® GradeMark®  
Score: 90 / 100 | [Use this score](#) | ↻

D2L.Demo Student (Id: demo.stu)

▶ Show Submission Folder Information

▶ Show Submission Folder Dates

**Evaluation**

11. You will also see it populate in the score under Evaluation (column to the right).

Research Paper - Submissions for D2L.Demo Student

[Research Paper.docx](#) (21.28 KB) ▾  
By: D2L.Demo Student Submitted: Jul 19, 2017 9:22 AM

Turnitin® Similarity  
92 %

Turnitin® GradeMark®  
Score: 90 / 100 | [Use this score](#) | ↻

[Create Rubric]

Score  
90 / 100

Student View Preview  
90 / 100 - 90 % ▾

Feedback

Publish Save Draft

Download All Files Submission Folder History

## 12. Add any additional feedback and press “Publish” to send it to the Gradebook.

Research Paper - Submissions for D2L.Demo Student

[Research Paper.docx](#) (21.28 KB) ▾  
By: D2L.Demo Student Submitted: Jul 19, 2017 9:22 AM

Turnitin® Similarity  
92 %

Turnitin® GradeMark®  
Score: 90 / 100 | [Use this score](#) |

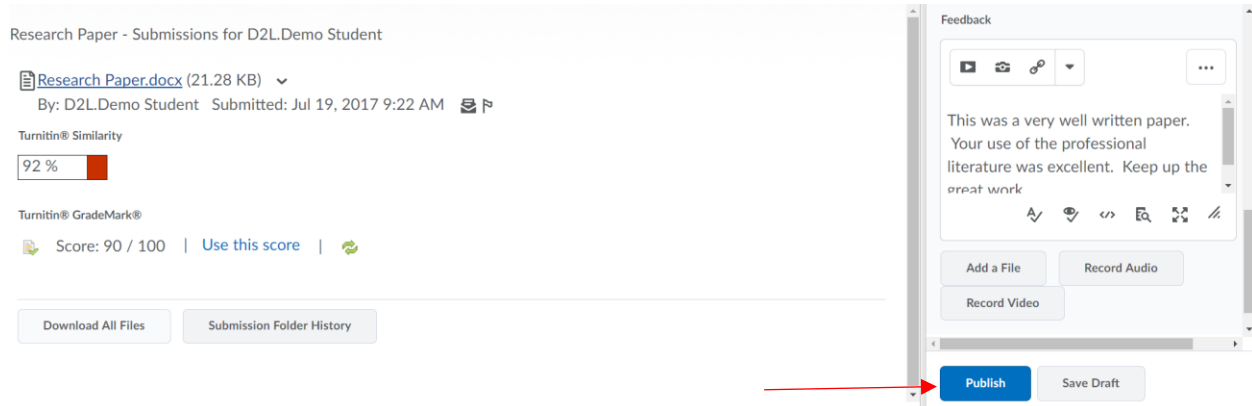
[Download All Files](#) [Submission Folder History](#)

Feedback

This was a very well written paper. Your use of the professional literature was excellent. Keep up the great work

[Add a File](#) [Record Audio](#)  
[Record Video](#)

[Publish](#) [Save Draft](#)



## 13. The grade will appear in the Gradebook.

Enter Grades | Manage Grades | Setup Wizard | Settings | Help

[Import](#) [Export](#) [More Actions](#) ▾

View By: [User](#) ▾ [Apply](#)

Search For... [Show Search Options](#)

2 Search Results [Clear Search](#)

Email

	First Name, Last Name	Final Grades					First Name, Last Name
		Final Calculated Grade ▾	Research Paper1 ▾	Class Presentation ▾	RP ▲ ▾	Service Learning ▾	
<input type="checkbox"/>	<a href="#">demo student2</a>	- / -, -% ☺	- / 100, -%	- / 100, -%	- / 100, -%	<a href="#">demo student2</a>	
<input type="checkbox"/>	<a href="#">D2L.Demo Student</a>	196 / 235.01, 83.4 % ☺	<a href="#">90 / 100, 90 %</a>	- / 100, -%	100 / 100, 100 %	<a href="#">D2L.Demo Student</a>	

20 per page ▾

