



SFX Target and Alma E-Collection Configuration Guide

SFX Version 4; All Alma Versions

CONFIDENTIAL INFORMATION

The information herein is the property of Ex Libris Ltd. or its affiliates and any misuse or abuse will result in economic loss. DO NOT COPY UNLESS YOU HAVE BEEN GIVEN SPECIFIC WRITTEN AUTHORIZATION FROM EX LIBRIS LTD.

This document is provided for limited and restricted purposes in accordance with a binding contract with Ex Libris Ltd. or an affiliate. The information herein includes trade secrets and is confidential.

DISCLAIMER

The information in this document will be subject to periodic change and updating. Please confirm that you have the most current documentation. There are no warranties of any kind, express or implied, provided in this documentation, other than those expressly agreed upon in the applicable Ex Libris contract. This information is provided AS IS. Unless otherwise agreed, Ex Libris shall not be liable for any damages for use of this document, including, without limitation, consequential, punitive, indirect or direct damages.

Any references in this document to third-party material (including third-party Web sites) are provided for convenience only and do not in any manner serve as an endorsement of that third-party material or those Web sites. The third-party materials are not part of the materials for this Ex Libris product and Ex Libris has no liability for such materials.

TRADEMARKS

"Ex Libris," the Ex Libris Bridge to Knowledge, Primo, Aleph, Voyager, SFX, MetaLib, Verde, DigiTool, Rosetta, bX, URM, Alma, and other marks are trademarks or registered trademarks of Ex Libris Ltd. or its affiliates.

The absence of a name or logo in this list does not constitute a waiver of any and all intellectual property rights that Ex Libris Ltd. or its affiliates have established in any of its products, features, or service names or logos.

Trademarks of various third-party products, which may include the following, are referenced in this documentation. Ex Libris does not claim any rights in these trademarks. Use of these marks does not imply endorsement by Ex Libris of these third-party products, or endorsement by these third parties of Ex Libris products.

Oracle is a registered trademark of Oracle Corporation.

UNIX is a registered trademark in the United States and other countries, licensed exclusively through X/Open Company Ltd.

Microsoft, the Microsoft logo, MS, MS-DOS, Microsoft PowerPoint, Visual Basic, Visual C++, Win32,

Microsoft Windows, the Windows logo, Microsoft Notepad, Microsoft Windows Explorer, Microsoft Internet Explorer, and Windows NT are registered trademarks and ActiveX is a trademark of the Microsoft Corporation in the United States and/or other countries.

Unicode and the Unicode logo are registered trademarks of Unicode, Inc.

Google is a registered trademark of Google, Inc.

Copyright Ex Libris Limited, 2018. All rights reserved.

Document released: December 2018

Web address: <http://www.exlibrisgroup.com>

Ex Libris Confidential

Table of Contents

	Updates to This Guide	11
Chapter 1	Introducing E-Collection Configuration for Alma	13
Chapter 2	Introducing SFX Target Configuration	15
Chapter 3	Targets/E-Collections	17
	856_URL/OPAC 856 Link	17
	<i>How It Works</i>	17
	<i>Adding the 856_url Attribute to the Context Object</i>	18
	<i>Configuring the Information Displayed in the SFX Menu</i>	18
	<i>Rules</i>	18
	ABC_CLIO_EBOOKS/ABC-CLIO eBooks	19
	ACCESSIBLE_ARCHIVES	19
	ACQ_EX_LIBRIS_ALEPH.....	19
	ADISONLINE/AdisOnline.....	20
	AMAZON	20
	AMERICAN_CHEMICAL_SOCIETY/American Chemical Society .	21
	AMERICAN_MATHEMATICAL_SOCIETY_JOURNALS/American Mathematical Society Journals.....	21
	AMERICAN_PHYSICAL_SOCIETY_JOURNALS/American Physical Society Journals.....	22
	ARXIV_ORG_FREE/arxiv.org	23
	ASCE_RESEARCH_LIBRARY_PROCEEDINGS/ASCE Research Library Proceedings.....	23
	ASME_DIGITAL_LIBRARY_CONFERECE_PROCEEDINGS.....	24
	BEGELL_HOUSE_JOURNALS/Begell House Journals	24
	BERKELEY_ELECTRONIC_PRESS	25
	BIOMED_CENTRAL_JOURNALS_FREE/BioMed Central Journals	25
	BIO_ONE_1 and BIO_ONE_2/BioOne 1 and BioOne 2	26
	BNA_PRIMO/BNA Primo	27
	BOOKS24X7/Books24x7	27
	BOOKS_AT_OVID_PURCHASE/Books@Ovid Purchase	27
	BOOKS_AT_OVID_SUBSCRIPTION/Books@Ovid Subscription.....	28

BREPOLS_JOURNALS / Brepols Journals.....	29
CAIRN/Cairn.....	29
CAMBRIDGE_UNIVERSITY_PRESS_JOURNALS_/Cambridge University Press Journals	30
CAPTURE_CITATION	30
CCC_GET_IT_NOW	31
<i>Configuring the Service in SFX</i>	31
<i>Restricting Access to CCC-GIN</i>	32
CENTURY_JOURNAL_PROJECT and CHINA_ACADEMIC_JOURNALS Targets/TKN East View Century Journals Project and TKN East View China Academic Journals	33
CHADWYCK_AFRICAN_WRITERS_SERIES	33
CHADWYCK_BRITISH_PERIODICALS_ COLLECTIONS/British Periodicals Collections	34
CHADWYCK_LITERATURE_ONLINE_REFERENCE_EDITION/ Literature Online Reference Edition	34
CHADWYCK_PAO/Chadwyck PAO	35
CHADWYCK_PATROLOGIA_LATINA/Chadwyck Patrologia Latina 35	
CHINA_ONLINE_JOURNALS.....	36
CITATIONLINKER.....	36
COPYRIGHT_CLEARANCE_CENTER.....	37
CQVIP_PRIMO/CQVIP Primo	37
CRC_NETBASE/CRC.....	38
CSA_ILLUMINA/CSA.....	38
<i>All CSA Targets Using the CSA::CSA Parser</i>	39
DAWSONERA/Dawsonera.....	39
DER_LITERARISCHE_EXPRESSIONISMUS_ONLINE/Der literarische Expressionismus Online	40
DIGIBIB	40
DOCDEL_BRITISH_LIBRARY	41
DOCDEL_EX_LIBRIS_ALEPH.....	41
DOCDEL_EX_LIBRIS_ALEPH_WEB_ILL.....	42
DOCDEL_EX_LIBRIS_ALEPH_ILL.....	42

DOCDEL_ILLIAD	43
<i>ILLiad::DDL.pm Parser Logic</i>	43
DOCDEL_INNOVATIVE_INNOPAC	45
DOCDEL_LOCAL	47
<i>Target Requirements</i>	48
<i>More Information on Customizing the CGI Script</i>	49
DOCDEL_LOCAL_ENDEAVOR_VOYAGER_UE	53
DOCDEL_RELAIS	53
DOCDEL_SUBITO.....	54
DSPACE	55
DUNCKER_HUMBLLOT_ELIBRARY_EJOURNALS/Duncker & Humblot eLibrary eJournals	55
E_ARTICLES/e-articles	55
EMERALD BOOK Targets/Emerald Books	56
EMERALD JOURNAL Targets/Emerald	56
EBOOK_LIBRARY/Ebook Library	57
EBRARY/ebrary	58
EBSCO_HOST DATABASES by Parsers	58
EBSCOHOST_ELECTRONIC_JOURNALS_SERVICE/EBSCOhost Electronic Journals Service	61
ELIBRO.....	62
ELSEVIER_MOSBY_NURSING_CONSULT/Elsevier Mosby's Nursing Consult Ebooks	63
ELSEVIER_SD/Elsevier SD.....	63
ELSEVIER SCOPUS.....	66
ELSEVIER_WEB_EDITIONS/Elsevier Web Editions.....	67
ENDNOTE	67
ERIC_FULL_TEXT/ERIC Full-text	68
EUREKA/Eureka.....	68
EX_LIBRIS_DIGITool.....	69
EX_LIBRIS_PRIMO	70
FACTIVA/Factiva	71
FUTURENURI_OPAC_KOREA.....	72

GALEGROUP/Gale	73
<i>Gale::OpenURL</i>	73
<i>Gale::CPI</i>	75
<i>Gale::HISTORICAL</i>	76
<i>Gale::BOOKS</i>	76
<i>Gale::DB</i>	76
<i>Gale::Economist</i>	77
<i>Gale::ecco</i>	77
<i>Gale::MOM</i>	78
<i>Gale::RDS</i>	78
<i>Gale::SABIN</i>	78
<i>Gale – Deprecated Target Parsers</i>	78
getAbstract.....	79
GOOGLE BOOK SEARCH.....	79
<i>JavaScript</i>	80
<i>Google Book Search Setup</i>	81
<i>Google Book Search Configuration Options</i>	83
<i>Google Book Search Implementation Instructions</i>	86
HEIN ONLINE/HeinOnline	94
HIGHWIRE/Highwire	95
HISTORICAL_JEWISH_PRESS_FREE/Historical Jewish Press	96
HOGREFE_PSYJOURNALS/HOGREFE PsyJournals.....	96
ICE_VIRTUAL_LIBRARY_JOURNALS/ICE Virtual Library Journals	97
IDUNN_NO/Idunn.no.....	97
IEEE_COMPUTER_SOCIETY_DIGITAL_LIBRARY_JOURNALS/IEEE Computer Society Digital Library Journals	98
IEEE_COMPUTER_SOCIETY_DIGITAL_LIBRARY_ PROCEEDINGS/IEEE Computer Society Digital Library Proceeding	99
IEEE_XPLORE DATABASES by Parsers/IEEE Xplore	99
INDEX_TO_HEBREW_PERIODICALS/Index to Hebrew Periodicals (IHP)	100
INFORMIT/Informit.....	101
INGENTA/Ingenta	102
INGENTA_CONNECT and INGENTA_BOOKS/Ingenta Connect and Ingenta Books.....	103
INSTITUTE_OF_PHYSICS_JOURNALS/Institute of Physics Journals. 103	

ISI_WEB_OF_SCIENCE (Web of Knowledge)	103
ISI_RESEARCHSOFT_EXPORT_TOOL	104
JSTAGE_FREE/J-STAGE Free	104
JSTOR_ / JSTOR Journal Targets	105
KARGER_BOOKS/Karger Books	105
KOREAMED_SYNAPSE_FREE/KoreaMed Synapse	106
LEXISNEXIS/LexisNexis.....	106
<i>LEXIS_NEXIS_ACADEMIC</i>	106
<i>LEXIS::NEXIS</i>	107
<i>LEXIS_LIBRARY</i>	108
LIBRARY_OF_CONGRESS.....	109
LOCAL_CATALOGUE_BIBSYS	109
LOCAL_CATALOGUE_EXLIBRIS_VOYAGER.....	110
<i>TARGET_SERVICE: getHolding</i>	110
<i>TARGET_SERVICE: getAuthor</i>	110
LOCAL_CATALOGUE_EPIXTECH_HORIZON.....	110
LOCAL_CATALOGUE_EPIXTECH_IPAC.....	111
LOCAL_CATALOGUE_EPIXTECH_NOTIS.....	112
LOCAL_CATALOGUE_EX_LIBRIS_ALEPH	112
LOCAL_CATALOGUE_INNOVATIVE_INNOPAC.....	114
LOCAL_CATALOGUE_PICA.....	115
<i>Parse_param Field Information for Version 3 PICA Catalogs</i>	115
LOCAL_CATALOGUE_RICOH_LIMEDIO.....	118
LOCAL_CATALOGUE_SIRSI_DRA_WEB2	118
LOCAL_CATALOGUE_SIRSI_DYNIX_ENTERPRISE	119
LOCAL_CATALOGUE_SIRSI_UNICORN	120
LOCAL_CATALOGUE_SISIS	120
LOCAL_CATALOGUE_TALIS_PRISM.....	121
LOCAL_CATALOGUE_VTLS.....	121
LOCAL_CATALOGUE_VUFIND	122
LOCAL_FEEDBACK.....	122
LOCKSS/LOCKSS.....	123
LONGWOODS_PUBLISHING/Longwoods Publishing	123

MAKING_OF_AMERICA_CORNELL_BOOKS_FREE/Making of America Cornell Books	124
MCGRAW_HILL_ACCESS_ENGINEERING/McGraw-Hill's AccessEngineering	125
MDCONSULT/MD Consult.....	125
MDCONSULT e-Books Collections	126
MEDICAL_JOURNALS/Medical Journals	126
METALIB_E_SHELF	127
MORGAN_AND_CLAYPOOL/Morgan & Claypool.....	127
MyiLibrary/MyiLibrary	128
Nature/Nature.....	129
NESLI2_INSTITUTE OF PHYSICS_JOURNALS/NESLi2 Institute of Physics Journals	130
NESLI2_INSTITUTE_OF_PHYSICS_JOURNALS_OPTION_1/NESLi2 Institute of Physics Journals Option 1.....	130
NESLI2_INSTITUTE_OF_PHYSICS_JOURNALS_OPTION_2/NESLi2 Institute of Physics Journals Option 2.....	130
NEXIS_UK/Nexis UK.....	131
<i>NEXIS_UK Athens Users</i>	131
NUMDAM_FREE/Numdam.....	131
UNPAYWALL/oaDOI.org	132
OCLC_FIRSTSEARCH_ECO/OCLC FirstSearch ECO	132
OPTICAL_SOCIETY_OF_AMERICA/Optics InfoBase.....	133
Ovid	134
<i>User Name and Password Authentication</i>	134
<i>IP Authentication</i>	135
<i>URL Structure for the Targets Using the OVID::Journals Parser</i>	135
<i>Configuring the Automated Localization of the Ovid Targets</i>	137
<i>JOURNALS_OVID and Athens/Shibboleth</i>	140
OVID_COCHRANE_DATABASE_OF_SYSTEMATIC_REVIEWS/Ovid Cochrane Database of Systematic Reviews	141
OVID_LIPPINCOTT_WILLIAMS_AND_WILKINS/Ovid Lippincott Williams & Wilkins	141
OXFORD_REFERENCE / Oxford Reference	141
OXFORD_UNIVERSITY_PRESS / Oxford University Press.....	142

PROJECT MUSE/Project Muse	142
PROQUEST DATABASES/ProQuest.....	143
<i>PROQUEST_NEWSSTAND_NATIONAL_NEWSPAPERS</i>	143
<i>PROQUEST::APES.pm</i>	143
<i>PROQUEST DATABASES ON THE NEW PLATFORM</i>	144
<i>PROQUEST::SAFARI.pm</i>	144
<i>ProQuest Dissertations & Theses</i>	145
<i>PROQUEST_LITERATURE_ONLINE / ProQuest Literature Online</i>	145
PUBMED_CENTRAL/PubMed Central.....	145
QUOSA / Quosa.....	146
ROYAL_COLLEGE_OF_NURSING_RCNI_JOURNALS/Royal College of Nursing (RCNi) Journals.....	146
REFWORKS_EXPORT_TOOL/.....	147
SABINET/Sabinet.....	147
SAGE Journals.....	148
SPRINGER_LINK_BOOKS/SpringerLink Books.....	148
Springer_Journals/SpringerLink	150
SPRINGER_LINK Autoload Targets	151
SIAM_SOCIETY_FOR_INDUSTRIAL_AND_APPLIED_ MATHEMATICS_CURRENT/SIAM Society for Industrial and Applied Mathematics	153
STAT!Ref/STAT!Ref.....	153
SYNDETICS.....	154
Taylor & Francis eBooks/Taylor & Francis eBooks.....	154
THE ACADEMIC LIBRARY/The Academic Library	155
TOYOKEIZAI DIGITAL CONTENTS LIBRARY/Toyokeizai Digital Contents Library	156
UNION_CATALOGUE_OCLC_WORLD CAT	156
VLEBOOKS/VLeBooks	156
WANFANG_MED_ONLINE_JOURNALS/Wanfang Med Online Journals	157
WESTLAW_INTERNATIONAL/Westlaw International	157
WESTLAW_UK_INDIVIDUAL_JOURNALS_LAW_ REVIEWS/Westlaw UK Journals and Law Reviews	158
WESTLAW CAMPUS RESEARCH/Westlaw Campus Research	158

WESTLAW LAW SCHOOL Databases/Westlaw Law School.....	159
WESTLAW_NEXT_CAMPUS_RESEARCH Databases / WestlawNext Campus Research Databases	159
WILEY ONLINE LIBRARY/Wiley Online Library.....	160
<i>WILEY ONLINE LIBRARY Exceptions:</i>	161
WILEY_ONLINE_LIBRARY_ONLINE_BOOKS/Wiley Online Library Online Books	162
HW WILSON Databases/Wilson.....	163
WISO_PLUS_STANDARD/Wiso Plus Standard	164
WORLD_BANK_E_LIBRARY_POLICY_RESEARCH_ WORKING_PAPERS/World Bank E-Library Policy Research Working Papers	165
WTI_TEMA_CEABA_PRIMO	166
ZHURNALNYJ_ZAL_FREE/Zhurnal'nyj Zal.....	166

Appendixes

Appendix A	Targets/E-Collections Using CrossRef/DOI Linking.....	171
Appendix B	Bulk Target Parsers.....	187
	<i>Overview</i>	187
	<i>Linking with DOI</i>	187
	<i>Bulk::BULK Parser</i>	188
	<i>Parser Names and Values</i>	188
Appendix C	Shibboleth Authentication	191

Updates to This Guide

This guide is being reissued due to the following change:

- [UNPAYWALL/oaDOI.org](#) on page 132 was updated.

1

Introducing E-Collection Configuration for Alma

This guide is intended to serve Alma customers as well as SFX customers. The full text and selected full text services contained in the guide are relevant for Alma customers and their Alma names are indicated in the headers, following the SFX names. Note that the non-full text/selected full text services are not relevant for Alma customers.

In order to invoke Shibboleth functionality, Alma customers must fill in a `$$U_SHIBBOLEHT` flag in the L/P section of the corresponding service area with the relevant value provided by the vendor (Entity ID or IDP URL). In addition, `$$SHIBBOLETH` flag should be filled in with the value `yes`.

The terminology used in this guide is SFX terminology. The following is a list of SFX terms and their corresponding terms in Alma:

- SFX – Alma link resolver
- Target – Electronic collection
- Target parser – parser
- Target service – service

2

Introducing SFX Target Configuration

If you are working with SFX, this guide explains the user-specific and site-specific information that needs to be entered for certain targets in the KnowledgeBase in order for these targets to function.

The `parse_param` field should not be edited with site-specific information such as user name, password, or local server URLs. These site-specific values are represented in the `parse_param` field by \$\$Flags. You need to enter your institution's site-specific information in the **List of Username/Passwords** section of the KB Manager.

To enter site-specific information:

- 1 Move to the Edit Target Service screen of the target service that you want activated and click the **L/P** button directly underneath the `parse_param` field.
- 2 On the screen that is displayed, click the **E (EDIT)** button.
- 3 Enter the site-specific information in the **Flag Value** box and click **Submit**.

Refer to the **Linking Parameters** section in the *SFX General User's Guide* for additional information.

Some target services have more than one \$\$Flag in the `parse_param` field. If this is the case, the corresponding values for each \$\$Flag need to be entered in the **List of Username/Passwords** section. The table displayed after clicking the **L/P** button in the Edit Target Service screen has a line for each \$\$Flag. An example of this is the ProQuest target services, which have a \$\$Flag for the `article_certificate` and a second \$\$Flag for the `site_certificate`.

Contact your local Ex Libris support center if you have questions about any of the procedures described in this guide.

3

Targets/E-Collections

856_URL/OPAC 856 Link

This target allows linking to full text using URLs that are sent to SFX by the OpenURL source. There is no special configuration required for this target. To use it, the library may simply activate the target and the connected **getFullTxt** target service.

The threshold `$obj->need('856_url') || $obj->need('rft.856_url')` at the target service level ensures that the target is displayed only when URL data is present.

For example, the 856_URL can work when using the Aleph catalog or MetaLib Meta Search as a source, but it could potentially be used with other sources which make 856 URL links available to SFX. In general, sources that work well include those that can be accessed via a Z39.50 fetch operation to send a MARC record to SFX or those that send this value in the `rft.856_url` parameter in the OpenURL. For example, the 856 URL value that is used for a book record in a catalog could be passed to SFX so that it is also displayed and is usable in an SFX menu. If SFX buttons are shown in a brief results list, this functionality could save a user some steps.

NOTE:

The Aleph source parser currently fetches only the data for the first 856 entry if there are multiple 856 entries in the MARC record.

How It Works

If the SFX Context Object (CTXO - metadata bundle formed from the OpenURL sent from the source database and any appropriate augmentation or source parsing) contains the `856_url` or `rft.856_url` attribute, the 856_URL target parser uses this URL to create a link. An additional CTXO attribute, `856_text`, can be used by the target's display parser to provide the text for the link that is shown in the SFX menu.

Adding the 856_url Attribute to the Context Object

The source parser performs a z39.50 fetch and retrieves the MARC record. This can be done using the recordID stored in the pid of the OpenURL. SFX fetches the following from the 856 MARC field:

- 856 \$u - stored in CTXO as 856_url or rft.856_url
- 856 \$y - stored in CTXO as 856_text or rft.856_text

NOTE:

If no 856 \$y exists, then either \$z or \$3 is stored as 856_text.

Configuring the Information Displayed in the SFX Menu

If an 856 \$y is fetched from the MARC record and no action is taken by the SFX administrator, 856 \$y is displayed in the SFX menu as the link text. If no 856 \$y (or \$z or \$3) is fetched, then the default service and target name are displayed. The value of the 856 \$u is displayed and is actionable.

There are further options for display that are controlled by using the Target Displayer for this target. The Target Displayer can be found in the following location: /exlibris/sfx_ver/sfx_version_3/<instance>/lib/Parsers/TargetDisplayer/856_URL/856_URL.pm

The Target Displayer consists of three sections:

- getFullTxt: determines the display of the 856_url
- get_target_name – determines the display of the public names of the target name versus the display of the 856_text
- get_service_name – determines the display of the public names of the target service versus the display of the 856_text.

Rules

- If use_default is set to 1 in the get_target_name section, the default target public name is displayed in the SFX menu instead of the 856_text.
- If use_default is set to 1 in the get_service_name section, the default service public name is displayed in the SFX menu instead of the 856_text.
- If use_default is set to 0 in getFullTxt section, the 856_url is displayed in the SFX menu. If use_default is set to 1 in getFullTxt section, the 856_url is not displayed.
- By default, all sections have \$use_default=0;

ABC_CLIO_EBOOKS/ABC-CLIO eBooks

TARGER PARSER: ABC::ABC

Information needed in the target service:

PARSE_PARAM of the target service:

url=http://ebooks.abc-clio.com/ & user=\$\$USERNAME & pass=\$\$PASSWORD

The following is an example of the URL structure with the eISBN 1-57607-558-3 at the book level:

http://ebooks.abc-clio.com/?password=<password>&isbn=1-57607-558-3&username=<username>

Table 1. ABC_CLIO

Flag Name	Value
\$\$PASSWORD	your password
\$\$USERNAME	your username

ACCESSIBLE_ARCHIVES

TARGET_SERVICES: getFullTxt

TARGET Parser: AA::NEWSPAPERS

PARSE_PARAM of the target service:

url= http://www.accessible.com/accessible & user=\$\$USER & password=\$\$PASSWORD

This target provides linking up to a database level only.

Add your library's user name and password to the \$\$USERNAME and \$\$PASSWORD flags in the L/P table.

ACQ_EX_LIBRIS_ALEPH

This target can be used only in conjunction with a special development introduced in Ex Libris Aleph version 17 (rep_change # 916).

TARGET_SERVICE: getWebService

PARSE_PARAM of the target service:

url=\$\$URL

Add the Aleph server URL in the parse_param of the target service.

For example:

Table 2. ACQ_EX_LIBRIS_ALEPH

Flag Name	Value
\$\$URL	http://aleph.university.edu:8991/F

ADISONLINE/AdisOnline

TARGET_SERVICE: getFullTxt

TARGET_PARSER: ADIS::ADIS

PARSE_PARAM of the target service:

url=http://adisonline.com

URL Structure for the ADISONLINE Target:

Examples of linking using the Object Drugs (0012-6667) Object ID 954925395400:

- Journal level:

<base>/<jkey>/Pages/default.aspx

http://adisonline.com/drugs/Pages/default.aspx

- Issue level:

<base>/<jkey>/pages/toc.aspx?year=<year>&issue=<volume><issue>0

http://adisonline.com/drugs/pages/toc.aspx?year=2009&issue=69100

- Article level:

<base>/<jkey>/pages/

articleviewer.aspx?year=<year>&issue=<volume><issue>0&page=<spage>

http://adisonline.com/drugs/pages/

articleviewer.aspx?year=2009&issue=69100&page=1287

NOTE:

Article level using DOI is available through CrossRef.

If the jkey is not available, the user is redirected to the fallback URL:

http://adisonline.com/

AMAZON

PARSE_PARAM of the target service:

```
url=http://www.amazon &  
ctry=$$CTRY
```

Amazon.com has servers located in different countries. The \$\$CTRY (country code) allows you to specify which server your patrons access. This is a mandatory parameter.

Note that if you leave the \$\$CTRY flag empty, the default resolved Amazon site is www.amazon.com.

Recognized codes include:

- usa
- ca
- de
- fr
- jp
- uk

AMERICAN_CHEMICAL_SOCIETY/American Chemical Society

TARGET_SERVICE: getFullTxt

PARSER: ACS::ACS

PARSE_PARAM of the target service: url=http://pubs.acs.org &
shib=\$\$SHIBBOLETH & u_shib=\$\$U_SHIBBOLETH

In order to link via Shibboleth to ACS targets, enter *yes* in the \$\$SHIBBOLETH flag.

Alma customers should also insert the institutional entity ID value in the \$\$U_SHIBBOLETH flag.

AMERICAN_MATHEMATICAL_SOCIETY_JOURNALS/American Mathematical Society Journals

TARGET_SERVICE: getFullTxt & getAbstract

PARSER: AMS::AMS

PARSE_PARAM of the target service:

```
url=http://www.ams.org
```

Information needed in the object portfolio:

In the PARSE_PARAM field, unique key needs to be filled in.

URL Structure:

Journal level:

<url>/<jkey>

For example:

Journal of operator theory [0379-4024]

<http://www.ams.org/mosc>

AMERICAN_PHYSICAL_SOCIETY_JOURNALS/ American Physical Society Journals

TARGET_SERVICE: getFullTxt

PARSER: APS::APS

PARSE_PARAM of the target service:

url1=http://ojps.aip.org/journal_cgi/dbt & url2=<http://publish.aps.org/abstract> &

url3=<http://prola.aps.org>

Information needed in the Object Portfolio:

In the PARSE_PARAM field, unique key needs to be filled in

URL Structure:

For example, ISSN 0031-9007:

■ Journal level:

<http://prl.aps.org/browse>

■ Volume level:

<http://prl.aps.org/vtoc/PRL/v10>

■ Issue level:

<http://prl.aps.org/toc/PRL/v10/i11>

■ Article level:

http://prl.aps.org/abstract/PRL/v10/i11/p4505_1

Article DOI level is available through CrossRef

For example:

<http://dx.doi.org/10.1103/PhysRevB.10.4505?nosfx=y>

Fallback URL:

<http://publish.aps.org/>

NOTES:

The AMERICAN_PHYSICAL_SOCIETY_JOURNALS has moved its journals to the APS website. The following portfolios remaining in this target are a joint APS/AIP venture, hosted on the AIP platform:

- Virtual journal of atomic quantum fluids
 - Virtual journal of applications of superconductivity
 - Virtual journal of ultrafast science
 - Virtual journal of quantum information
 - Virtual journal of nanoscale science & technology
 - Virtual journal of biological physics research
-

ARXIV_ORG_FREE/arxiv.org

PARSE_PARAM of the target service:

local_sfx= \$\$LOCAL_SFX_SERVER

base_url=http://arXiv.org

cookiePusher=http://arXiv.org/openurl-cookie

Add your local server URL as a corresponding value to the \$\$LOCAL_SFX_SERVER in the user name/password table. Refer to the **Linking Parameters** section in the *SFX General User's Guide* for additional information.

ASCE_RESEARCH_LIBRARY_PROCEEDINGS/ASCE Research Library Proceedings

TARGET_SERVICE: getFullTxt

TARGET_PARSER: AIP::ASCE

PARSE_PARAM field of the TARGET_SERVICE:

url=http://link.aip.org/link/? & dbcode=ASC & url2=http://scitation.aip.org

Linking up to the proceeding level is accomplished based on two parse_param values that are part of the URL. These are stored in the parse_param field as

jkey1 and jkey2. For example, for the proceeding of the 4th Annual Northeast Shore and Beach Preservation Association Conference, the object portfolio parse param is:

jkey1=134 & jkey2=40682

and the resulting target URL is:

<http://link.aip.org/link/?ASC/134/40682/htmltoc>

If these keys are missing a link will be created to the ASCE main page:

<http://link.aip.org/link/?ASC>

ASME_DIGITAL_LIBRARY_CONFERENCE_PROCEEDINGS

TARGET_SERVICE: getFullTxt

TARGET_PARSER: AIP::ASCE

PARSE_PARAM of the target service:

url=<http://link.aip.org/link/?> & dbcode=MCP & url2=<http://scitation.aip.org>

Linking up to a proceeding level is accomplished based on two parse_param values that are part of the URL. These are stored at parse param field as jkey1 and jkey2. For example, for the proceeding of the 1st Water Quality, Drought, Human Health and Engineering Conference, the object portfolio parse_param is

jkey1=2006 & jkey2=37939

and the resulting Target URL is:

<http://link.aip.org/link/?MCP/2006/37939/htmltoc>

If these keys are missing a link will be created to the ASME main page:

<http://link.aip.org/link/?MCP>

BEGELL_HOUSE_JOURNALS/Begell House Journals

TARGET_SERVICE: getFullTxt

TARGET_PARSER: Bulk::JKEY

PARSE_PARAM of the target service:

url=<http://www.begellhouse.com/journals/>

Note that there is an alternative `parse_param` value at the target service level (base URL) for this target that you can apply locally according to the platform to which you are subscribed.

BERKELEY_ELECTRONIC_PRESS

Target Parser: BEP::BEP

Information needed in the target service:

For example:

The target service `parse_param` of the target service:

`url=http://www.bepress.com`

Information needed in the object portfolio:

In the `PARSE_PARAM` field, a unique key needs to be filled in.

URL Structure:

■ Journal level:

http://www.bepress.com/<jkey>/all_issues.html

■ Volume level:

<http://www.bepress.com/<jkey>/vol<volume>/>

■ Issue level:

<http://www.bepress.com/<jkey>/vol<volume>/iss<issue>/>

Article DOI syntax:

http://dx.doi.org/<DOI_number>

BIOMED_CENTRAL_JOURNALS_FREE/BioMed Central Journals

TARGET_SERVICE: getFullTxt

TARGET_PARSER: BIOMED::BIOMED

PARSE_PARAM of the target service:

`url=http://www.biomedcentral.com/`

A link to the journal page is created using the available metadata, either when the journal code is available in the Object Portfolio `parse_param` field or when using the journal ISSN.

Example of a link using the journal code:

```
http://arthritis-research.com/currentissue/browse.asp
```

Example of a link using the ISSN:

```
http://www.biomedcentral.com/1756-0381/archive
```

Other available link levels:

- Article level:
 - When an ISSN, volume, issue, and article start page are supplied
 - When an ISSN, volume, and article number (artnum) are supplied
 - When a journal code, year, volume, issue, and start page are supplied
- Issue level – when a journal code, volume, and issue are supplied
For subsequent issues, the issue parameter should be `S<issue number>`
- Volume level – when an ISSN and a volume are supplied

BIO_ONE_1 and BIO_ONE_2/BioOne 1 and BioOne 2

TARGET_SERVICE: FullTxt

TARGET_PARSER: BIOONE::BIOONE

PARSE_PARAM of the target service:

url1=http://www.bioone.org

Information needed in the Object Portfolio:

In the PARSE_PARAM field, no information needs to be filled out

An example of the URL Structure for BioOne:

The journal *American Zoologist* (ISSN 0003-1569):

If only the ISSN is available, it is used to construct the following URL:

```
http://www.bioone.org/perlservice/?request=get-journals-list&issn=0003-1569
```

If ISSN, volume, and issue information are available, the URL is constructed in the following way:

```
http://www.bioone.org/perlserv/?request=get-toc&issn=0003-1569&volume=040&issue=01
```

If ISSN, volume, issue, and start page information are available, the URL is constructed in the following way:

<http://www.bioone.org/perlserv/?request=get-document&issn=0003-1569&volume=040&issue=3&page=028>

BNA_PRIMO/BNA Primo

TARGET_SERVICE: getFullTxt

TARGET_PARSER: Primo::BNA

PARSE_PARAM field of the TARGET_SERVICE:

url=http://news.bna.com & url1=http://healthlawrc.bna.com
& url2=http://hr.bna.com & url3=http://www.bna.com

The article level linking only is available for this target.

URL Structure:

Article level link example:

http://hr.bna.com/hrrc/display/link_res.adp?lt=email&fname=A0C3T0Q0A1

This target is used by Primo Central customers in combination with the BUREAU_OF_NATIONAL_AFFAIRS target when only the special BNA accession article number can be used for linking.

BOOKS24X7/Books24x7

TARGET Parser: BOOKS24::BOOKS24

PARSE_PARAM of the target service:

url=http://www.books24x7.com &
url2=http://library.books24x7.com/library.asp &
sso=\$\$SSO

Linking to the Books 24x7 target is possible both with and without using a proxy server. If you are using a proxy server, type *yes* in the \$\$SSO L/P flag. The target parser program will use *url2* instead of *url1* when linking to this target.

BOOKS_AT_OVID_PURCHASE/Books@Ovid Purchase

TARGET_SERVICE: getFullTxt

TARGET Parser: OVID::books

```
PARSE_PARAM of the target service: url=http://ovidsp.ovid.com &  
user=$$USERNAME &  
password=$$PASSWORD &  
ipauth=$$IPAUTH &  
athens_id=$$ATHENS_ID &  
shib=$$SHIBBOLETH &  
u_shib=$$U_SHIBBOLETH
```

The PARSE_PARAM field of this TARGET_SERVICE can be used in two different ways, depending on the authentication method used to access Ovid (either user name/password or IP authentication).

Add your user name and password to the user name/password table, corresponding to the appropriate flag names. Add the user name to the USERNAME parameter and the password to the PASSWORD parameter. In this case, there is no need to fill in the \$\$IPAUTH parameter.

If your institution is authenticated by IP authorization, type *yes* in the IPAUTH parameter in the user name/password table.

If you are an Athens user, the parse_param for JOURNALS_OVID should include the \$\$ATHENS_ID flag with the value *yes*.

In order to link via Shibboleth to Ovid targets, enter *yes* in the \$\$SHIBBOLETH flag. In order to invoke SAML2 Shibboleth functionality, enter *new* in the \$\$SHIBBOLETH flag. Note that while using Shibboleth authenticating mode, there is no need to upload your institution password and user name with flags.

Alma customers should insert the institutional entity ID value in the \$\$U_SHIBBOLETH flag.

For a more detailed explanation on filling out the flags values, refer to the description given in [Ovid](#) on page 134.

For information about the automated localization of Ovid targets, see [Configuring the Automated Localization of the Ovid Targets](#) on page 137.

BOOKS_AT_OVID_SUBSCRIPTION/Books@Ovid Subscription

```
TARGET_SERVICE: getFullTxt  
TARGET Parser: OVID::BOOKS  
PARSE_PARAM of the target service:  
url=http://ovidsp.ovid.com&
```

```
user=$$USERNAME&
password=$$PASSWORD&
ipauth=$$IPAUTH&
shib=$$SHIBBOLETH&
u_shib=$$U_SHIBBOLETH
```

See **BOOKS_AT_OVID_PURCHASE/Books@Ovid Purchase** on page 27 for an explanation on filling out the flag values. For a more detailed explanation, refer to the description given in **Ovid** on page 134.

For information about the automated localization of Ovid targets, see **Configuring the Automated Localization of the Ovid Targets** on page 137.

BREPOLS_JOURNALS / Brepols Journals

TARGET_SERVICE: getFullTxt

PARSER: ATYPON::AFS

PARSE_PARAM of the target service:

```
url=http://www.brepolonline.net & url2=http://iam.atypon.com/action/ssostart
& shib=$$SHIBBOLETH & u_shib=$$U_SHIBBOLETH
```

In order to link via Shibboleth to Brepols Journals, enter *yes* in the \$\$SHIBBOLETH flag.

Alma customers should also insert the institutional entity ID value in the \$\$U_SHIBBOLETH flag.

CAIRN/Cairn

TARGET_SERVICE: getFullTxt

TARGET_PARSER: CAIRN::CAIRN

PARSE_PARAM of the target service:

```
url=http://www.cairn.info/accueil.php
```

The linking is dependent on the `object portfolio jkey` parameter, which consists of the title with the words separated by hyphens.

CAMBRIDGE_UNIVERSITY_PRESS_JOURNALS_ Cambridge University Press Journals

TARGET_SERVICE: getFullTxt

TARGET_PARSER: CUP::Core

PARSE_PARAM of the target service: url=https://www.cambridge.org/core & url2=https://shibboleth.cambridge.org/Shibboleth.sso/discovery & shib=\$\$SHIBBOLETH & u_shib=\$\$U_SHIBBOLETH

A link to the journal page is built using the journal code [jkey] available in the object portfolio parse param field.

Article level linking is based on DOIs and is only available to Crossref subscribers.

In order to link via Shibboleth, enter yes in the \$\$SHIBBOLETH flag. SFX users should make sure that the config/shibboleth.config file contains your entity ID value under the entityID parameter.

Alma users should place the institutional entity ID value in the \$\$U_SHIBBOLETH flag of the Linking Parameters table.

Shibboleth linking is also available for Cambridge University Press Global eBooks.

CAPTURE_CITATION

TARGET_SERVICE: getReference

TARGET_PARSER: CAPTURE_CITATION::CAPTURE_CITATION

PARSE_PARAM of the target service:

url=[\\$\\$LOCAL_SERVER/\\$\\$INSTANCE/cgi/public/capture_citation.cgi](#)

Add your local SFX server URL as a corresponding value to the \$\$LOCAL_SERVER and the name of your SFX instance as the corresponding value to the \$\$INSTANCE in the user name/password table. Refer to the **Linking Parameters** section in the *SFX General User's Guide* for additional information.

For example:

Table 3. CAPTURE_CITATION

Flag Name	Value
\$\$LOCAL_SERVER	http://sfx.lib.university.edu:8888
\$\$INSTANCE	sfxlcl3

This target makes use of a target parser, a CGI script, and an HTML template file. The HTML template may be customized to change the look and feel of the target window.

NOTE:

SFX Help cannot provide support for locally customized files. If you are not familiar with HTML, obtain local help and leave sufficient time for experimentation and correction of your files.

- The HTML template is located in the following directory:

```
/exlibris/sfx_ver/sfx_version_3/<sfx_instance>/templates/  
targets/capture_citation/capture_citation.tmp1
```

- The CGI script used in this target can be found at:

```
/exlibris/sfx_ver/sfx_version_3/<sfx_instance>/cgi/public/  
capture_citation.cgi
```

- The purpose of the CGI program is to generate an HTML page with citation information, which can be presented in different citation styles (MLA, Chicago, APA, and CBE). No changes are required for this script.

CCC_GET_IT_NOW

Get it Now is a document delivery service provided by the Copyright Clearance Center that allows the library to provide their patrons with the electronic full text of articles to which the library does not subscribe. Unlike other ILL or document delivery services, Get It Now fulfills the request within minutes.

Note that this service is available to US institutions only. US institutions need to have an agreement with the Copyright Clearance Center to make use of it.

For information on how to sign up for the service, contact the Copyright Clearance Center directly:

licensing@copyright.com

or 978-750-8400 x 2468

Configuring the Service in SFX

Target_SERVICE: getDocumentDelivery

TARGET_PARSER: CCC::GIN

PARSE_PARAM of the target service:

```
hjkey=ccc_publisher_code & ccc_url=https://getitnow.copyright.com/request &  
parser=corresponding::parser & email=$$MAIL & source=$$SOURCE &  
bill=$$BILL & institute=$$INST
```

Add the corresponding values to the \$\$ Flag Names in the user L/P table of each target service activated. For example:

Flag Name Value

\$\$BILL – e-mail for billing

\$\$MAIL – e-mail for sending an article

\$\$SOURCE – University system code, provided by CCC

\$\$INST – Campus name code (e.g. Fullerton), provided by CCC

\$\$ID – the libraryUserID of EZProxy users, provided by CCC

If the university system and the institute are the same, Get It Now expects both parameters to have the same value

Restricting Access to CCC-GIN

You may want to restrict the use of this service so that it is only accessible in cases that are appropriate for your institution. The following options are available:

- Display CCC-GIN only if there is no electronic full text available. For more information, see the **Display Logic** section of the *SFX General User's Guide*.
 - a From the SFXAdmin center, click **Menu Configuration**.
 - b Click the **Display Logic** tab.
 - c Click **Add a display logic**.
 - d Add one of the following rules:
 - Suppress the getDocumentDelivery service if there is any getFullTxt service available
 - Suppress the CCC targets if there is a getFullTxt service available
- Display CCC-GIN only for on campus or logged on users – Use the IP restriction in the institute setup. For more information, see the **Institute Feature** section of the *SFX Advanced User's Guide*.
- Force users using the service to log on via EZProxy even if they are on campus. (Users are asked to log on after clicking the link in the SFX menu).

You can configure EZproxy so that on-campus as well as off-campus users are requested to authenticate before they can invoke the CCC-GIN service.

This is done by defining the CCC-GIN to be proxied for ALL IP addresses and place it above other IP range definitions.

The following is an example of a `config.txt` file:

```
##All IP addresses
I 0.0.0.0-255.255.255.255
T CCC-GIN
U <the URL to use for the CCC-GIN request>
###Campus IP addresses
E 167.59.0.0-129.59.255.255
E 199.129.0.0-160.129.255.255

T EBSCO1
U http://ebSCOhost.com
D ebSCOhost.com
```

CENTURY_JOURNAL_PROJECT and CHINA_ACADEMIC_JOURNALS Targets/TKN East View Century Journals Project and TKN East View China Academic Journals

TARGET_SERVICE: getFullTxt

TARGET_PARSER: EAST_VIEW::CHINA

PARSE_PARAM field of the TARGET_SERVICE:

url=http://eng.oversea.cnki.net & url2=http://gb.oversea.cnki.net & url3=http://
cnki.sris.com.tw & language=\$\$LANGUAGE

Insert a language code into the \$\$LANGUAGE_CODE flag to select the appropriate Website:

- eng for English
- chi for Chinese
- Taiwan for customers accessing these targets from Taiwan.

If the \$\$LANGUAGE_CODE flag is not filled with any value, English is used as the default language.

CHADWYCK_AFRICAN_WRITERS_SERIES

TARGET_SERVICES: getFullTxt

TARGET_PARSER: CHADWYCK::AFRICAN

The CHADWYCK_AFRICAN_WRITERS_SERIES target is based on the ProQuest platform, which has servers located in different countries. The \$\$\$SERVER_LOC (country code) flag value allows you to specify which server you want to access.

- US is used by US and Canadian customers as well as some Latin and South American customers.
- UK is used by some Latin and South American customers and the rest of the world.

CHADWYCK_BRITISH_PERIODICALS_COLLECTIONS/British Periodicals Collections

CHADWYCK_BRITISH_PERIODICALS_COLLECTION_1
CHADWYCK_BRITISH_PERIODICALS_COLLECTION_2

TARGET_SERVICES: getFullTxt

TARGET_PARSER: BPC::BPC

The CHADWYCK_BRITISH_PERIODICALS_COLLECTION targets are based on the ProQuest platform, which has servers located in different countries. The \$\$COUNTRY (country code) flag name allows you to specify which server you would like to access.

- US is used by US and Canadian customers as well as some Latin and South American customers.
- UK is used by some Latin and South American customers and the rest of the world.

Table 4. CHADWYCK_BRITISH_PERIODICALS_COLLECTIONS

Flag Name	Value
\$\$COUNTRY	UK/US

CHADWYCK_LITERATURE_ONLINE_REFERENCE_EDITION/Literature Online Reference Edition

TARGET_SERVICE: getFullTxt

TARGET_PARSER: CHADWYCK::litoln

PARSE_PARAM of the target service:

url=http://gateway.proquest.com &

```
db_code=lore &  
server_loc=$$SERVER_LOC
```

CHADWYCK_PAO/Chadwyck PAO

```
TARGET_SERVICE: getFullTxt  
TARGET_PARSER:CHADWYCK::CHAD  
PARSE_PARAM of the target service:  
url=http://gateway.proquest.com &  
server_loc=$$SERVER_LOC &  
art=$$ART
```

\$\$SERVER_LOC is a code that needs to be entered into the user name and password table in the SFX Admin Center. Most customers in the USA should enter `us`. Most customers in Europe should enter: `uk`. This is not a hard-and-fast rule, as some customers in the USA access the UK servers for PAO Full Text. If you want to include the article title with the SFX-created inbound links for PAO, enter `yes` in the user name/password `$$ART` field.

CHADWYCK_PATROLOGIA_LATINA/Chadwyck Patrologia Latina

```
TARGET_SERVICE: getFullTxt  
TARGET_PARSER: CHADWYCK::GEN  
PARSE_PARAM of the target service:  
country=$$COUNTRY & url=http://gateway.proquest.com/openurl & db=pld
```

The link up to a book level is created using `jkey` value stored at the object portfolio `parse_param` field. The following is an example of the URL structure for Chadwyck Patrologia Latina:

```
http://gateway.proquest.com/openurl?res_dat=xri%3Apld&url_ver=Z39.88-2004&rft_dat=xri%3Apld%3Atoc%3AZ000000000
```

If a `parse_param` value at the object portfolio level is missing or wrong, the redirecting is to the database level where searching option is allowed.

The `CHADWYCK_PATROLOGIA_LATINA` target is based on the ProQuest platform, which has servers located in different countries.

The `$$COUNTRY` (country code) flag name allows you to specify which server you would like to access.

US is used by US and Canadian customers as well as some Latin and South American customers.

UK is used by some Latin and South American customers and the rest of the world.

Table 5. CHADWYCK_PATROLOGIA_LATINA

Flag Name	Value
\$\$COUNTY	UK/US

CHINA_ONLINE_JOURNALS

TARGET_SERVICE: getFullTxt

TARGET_PARSER: WANFANGDATA::wanfangdata

PARSE_PARAM field of the TARGET_SERVICE:

url=http://www.wanfangdata.com & url1=http://c.g.wanfangdata.com.cn & url2=http://c.g.wanfangdata.com.hk & server_loc=\$\$SERVER_LOC

Insert a corresponding code into the \$\$SERVER_LOC flag:

- US for North American customers
- EUR for European customers
- Chi for Chinese customers
- HK for customers from Hong Kong, Taiwan, and Australia

NOTE:

The US/EU Website is used as the default option.

CITATIONLINKER

TARGET_SERVICE: getReference

TARGET_PARSER: CITATION:: CITATION

PARSE_PARAM of the target service:

url=\$\$LOCAL_SERVER/citation/\$\$INSTANCE & base_url=\$\$LOCAL_SERVER/\$\$INSTANCE

Add your local SFX server URL as a corresponding value to the \$\$LOCAL_SERVER and the name of your SFX instance as the corresponding value to the \$\$INSTANCE in the user name/password table. Refer to the **Linking Parameters** section in the *SFX General User's Guide* for additional information.

For example:

Table 6. CITATIONLINKER

Flag Name	Value
\$\$LOCAL_SERVER	http://sfx.lib.university.edu:8888
\$\$INSTANCE	sfxlcl3

COPYRIGHT_CLEARANCE_CENTER

TARGET_SERVICE: getWebService

PARSE_PARAM of the target service:

username=\$\$USERNAME &

password=\$\$PASSWORD &

type=\$\$TYPE &

url=https://www.copyright.com/CCCDirect

You must obtain the user name, password, and type from the Copyright Clearance Center (CCC) and enter these in the user name/password table of the SFX Admin. There are six different license types available from CCC, and each of these is composed of three capital letters. For license types DRA and AAS, no user name or password is needed. You may leave these flag values blank in the user name/password table.

As of June 2004, CCC changed the inbound-linking requirements. None of the six different license types requires the use of a user name/password.

CQVIP_PRIMO/CQVIP Primo

TARGET_SERVICE: getFullTxt

TARGET_PARSER: CQVIP::PRIMO

PARSE_PARAM field of the TARGET_SERVICE: url=http://lib.cqvip.com

URL Structure: Article level link example:

Title: Web日志挖掘系统 - Web Log Mining System

Source: 河南教育学院学报(自然科学版) [1007-0834] yr:2005 vol:14 iss:4 pg:35-37

<http://lib.cqvip.com/qk/91506X/200504/2095209.html>

This target is used by Primo Central customers for linking to the article level of CQVIP journals. It makes use of a CQVIP article accession number available from Primo Central.

CRC NETBASE/CRC

Target Parser: CRC::NETBASE

The parse param of the target service:

url=http://www.crcnetbase.com

Book level:

<http://www.crcnetbase.com/isbn/<ISBN13>

The ISBN should have hyphens.

CSA ILLUMINA/CSA

TARGET_SERVICE: getFullTxt

PARSE_PARAM of the target service (example):

url=http://www.csa.com &

dbase=sageman-set-c &

csauser=\$\$CSAUSER &

csaaccess=\$\$CSAACCESS &

parser=csa &

athens=\$\$ATHENS &

athens_base=http://auth.athensams.net/

The CSA_ATLAS and CSA_BIOONE linking syntaxes are built into a single parser for CSA databases in SFX. CSA_ATLAS and CSA_BIOONE use the fed section of the parser. All other CSA databases in SFX use the csa section of the parser. Given sufficient metadata, both these sections of the parser can reach the article level.

The CSA user name and access code should be obtained from CSA and can be entered in the user name/password table of the SFX Admin.

Currently, the only mode available is pdf; this should be entered in the user name/password table. In the future, CSA may make other modes available for inbound linking. The fed parser does not employ the \$\$MODE parameter.

NOTE:

\$\$MODE is not used by the new CSA Illumina system. Linking is not affected by whether the \$\$MODE is entered in the user name/password table.

CSA databases using the CSA::CSA parser support access via Athens. To configure SFX to send a link to CSA using Athens, enter the following in the user name/password table:

Table 7. CSA ILLUMINA

Flag Name	Value
\$\$ATHENS	Yes

All CSA databases using the `csa` parser can employ a DOI if it is sent in the originating OpenURL. However, only PsycArticles is enabled to perform a DOI fetch via CrossRef. If you want to enable the CrossRef fetch for CSA PsycArticles, select the **CrossRef** box on the Edit target service screen.

NOTES:

For `CSA_BIOONE` only: this target has an additional user name/password table field that must be filled in.

- If you are based in North America, enter `fed` in the `$$PARSER` field.
- If you are based outside of North America, enter `csa` in the `$$PARSER` field.

All CSA Targets Using the CSA::CSA Parser

Some journals may have a parameter such as `eis` or `uis` in the Object Portfolio `parse param` field.

- When `eis` equals 1, the eISSN is used when creating a link, instead of the ISSN.
- The `uis` parameter can contain an alternative ISSN value that should be used only for linking purposes.

DAWSONERA/Dawsonera

TARGET_SERVICE: getFullTxt

TARGET_PARSER: DAWSON::DAWSON

PARSE_PARAM of the target service:

url=http://www.dawsonera.com & url2=http://www.dawsonera.com/depp/athens & athens=\$\$ATHENS & shib=\$\$SHIBBOLETH

Customers using Athens authentication: Set the value of the \$\$ATHENS flag to *yes*. This instructs the parser to produce a different URL and directs the user to access the DawsonEra Web site using Athens authentication.

In order to link via Shibboleth, enter *yes* in the \$\$SHIBBOLETH flag. Make sure that the `config/shibboleth.config` file contains your entity ID value under the `entityID` parameter.

For example:

Table 8. DAWSONERA

Flag Name	Value
\$\$ATHENS	yes
\$\$SHIBBOLETH	yes

DER_LITERARISCHE_EXPRESSIONISMUS_ONLINE/ Der literarische Expressionismus Online

There are two subtargets:

- DER_LITERARISCHE_EXPRESSIONISMUS_ONLINE_BOOKS
- DER_LITERARISCHE_EXPRESSIONISMUS_ONLINE_JOURNALS

TARGET_SERVICE: getFULLTXT

TARGET_PARSER: Exp::EXP

PARSE_PARAM of the target service: url=http://db.saur.de & user=\$\$INST_CODE.

Table 9. DER_LITERARISCHE_EXPRESSIONISMUS_ONLINE

Flag Name	Value
\$\$INST_CODE	Code of your institution

DIGIBIB

TARGET_SERVICE: getDocumentDelivery

TARGET_PARSER: DIGIBIB::DIGIBIB

PARSE_PARAM of the target service:

url=\$\$URL & location=\$\$LOCATION

You need to add DIGIBIB URL and your library identifier in the LOCATION flag to the user name/password table (using the L/P button).

For example:

Table 10. DAWSONERA

Flag Name	Value
\$\$URL	http://www.digibib.net
\$\$LOCATION	061

DOCDEL_BRITISH_LIBRARY

TARGET_SERVICE: getDocumentDelivery

PARSE_PARAM of the target service:

url1=https://catalogue.bl.uk/F/?func=omts-pre-spec &

url2=https://www.bl.uk/reshelp/atyourdesk/docsupply/artweb.html &

registered=\$\$REGISTERED

For registered users:

Add *yes* to the \$\$REGISTERED L/P flag. This instructs the parser to produce a different URL and directs the user to the ILL form.:

Table 11. DOCDEL_BRITISH_LIBRARY

Flag Name	Value
\$\$REGISTERED	yes

DOCDEL_EX_LIBRIS_ALEPH

Since the 20061201 revision, there are two DOCDEL_EX_LIBRIS_ALEPH targets, which can be found in KB Manager via the interface/grouping DOCDEL_EX_LIBRIS_ALEPH.

The target which was formerly DOCDEL_EX_LIBRIS_ALEPH was renamed DOCDEL_EXLIBRIS_ALEPH_WEB_ILL as of the 20061201 revision to reflect its specific access attributes.

DOCDEL_EX_LIBRIS_ALEPH_WEB_ILL

This target can be used with Ex Libris Aleph version 16.02 and later (only when using the ILL-ISO-compliant module - optional with Aleph 16.02).

TARGET_SERVICE: getDocumentDelivery

PARSER field of TARGET_SERVICE: ExLibris::ILL

PARSE_PARAM of the target service:

url1=\$\$LOCAL_ILL_SERVER/P &

illunit=\$\$ILL_UNIT

Add the Aleph ILL server URL and the ILL unit in the `parse_param` of the target service.

For example:

Table 12. DOCDEL_EX_LIBRIS_ALEPH_WEB_ILL

Flag Name	Value
\$\$LOCAL_ILL_SERVER	http://aleph.university.edu:8992
\$\$ILL_UNIT	central

DOCDEL_EX_LIBRIS_ALEPH_ILL

This target can be used only in conjunction with a special development introduced in Ex Libris Aleph version 17 (rep_change # 916), and only when using the GUI ILL module.

TARGET_SERVICE: getDocumentDelivery

PARSER field of TARGET_SERVICE: ExLibris::ILL_NON_WEB

PARSE_PARAM of the target service:

url=\$\$URL & func=\$\$FUNC & local_base=\$\$LOCAL_BASE

You need to add the Aleph server URL in the `parse_param` of the target service.

Customers that are using the new ILL module from Aleph version 18 (rep_change # 11458) need to populate the new `$$FUNC` parameter with the value `new-ill-request-1`; otherwise, leave this flag value empty.

In order to navigate the ILL request to the specified Aleph logical base, fill the `$$LOCAL_BASE` flag field with the logical base name.

For example:

Table 13. DOCDEL_EX_LIBRIS_ALEPH_ILL

Flag Name	Value
\$\$URL	http://aleph.university.edu:8991/F
\$\$FUNC	new-ill-request-l
\$\$LOCAL_BASE	The logical base name

DOCDEL_ILLIAD

TARGET_SERVICE: getDocumentDelivery

PARSE_PARAM of the target service:

url=\$\$ILLIADURL/illiad/illiad.dll/OpenURL & id_type=\$\$ID_TYPE

Add the ILLiad server URL (corresponding to the flag name \$\$ILLIADURL) to the user name/password table (using the **L/P** button).

The \$\$ID_TYPE flag gives you the option of choosing between DOI and PMID for the ID value in the information sent to the ILLiad form.

For example:

Table 14. DOCDEL_ILLIAD

Flag Name	Value
\$\$ILLIADURL	http://illiad.sfx.edu
\$\$ID_TYPE	DOI/PMID

NOTE:

Contact your ILLiad representative if the OpenURL files need to be installed on the ILLiad server.

ILLiad::DDL.pm Parser Logic

Table 15. ILLiad::DDL.pm Parser Logic

Book author/ Article author/ Dissertation Author	rft.auLAST
Book author/ Article author/ Dissertation Author	rft.auFIRST
Book author/ Article author/ Dissertation Author	rft.auINITM

Table 15. ILLiad::DDL.pm Parser Logic

Book author/ Article author/ Dissertation Author	rft.auinit
Book author/ Article author/ Dissertation Author	rft.auinit1
Book author/ Article author/ Dissertation Author	rft.aucorp
SID (OpenURL Source ID)	rfr_id
Alternative title (book, journal, dissertation)	rft.stitle
DOI	rft.doi
ISBN	rft.isbn
ISBN	rft.isbn13
eISBN	rft.eisbn
eISBN	rft.eisbn13
Genre	rft.genre
Book publication date, article date, newspaper date (year only)	rft.date
Book chapter, article title,	rft.atitle
Article issue number	rft.issue
Article volume number	rft.volume
Article end page, book chapter end page, dissertation end page	rft.epage
Article start page, book chapter start page, dissertation start page	rft.spage
PID (Private ID area of incoming OpenURL)	rfe_dat
OpenURL version	url_ver
Type of URL sent – ‘openurl’	linktype
Place of publication	rft.place
Publisher’s name	rft.pub
ISSN	rft.issn
eISSN	rft.eissn
Month of publication	rft.month
PubMed ID (PMID)	rft.pmid
ERIC document number	rft.ED_NUMBER

Table 15. ILLiad::DDL.pm Parser Logic

Format of OpenURL (Journal/book/etc)	rft_val_fmt
Format of OpenURL (Journal/book/etc)	rft_val_fmt
Book title	rft.btitle
Book, dissertation or journal title	rft.title

DOCDEL_INNOVATIVE_INNOPAC

TARGET_SERVICE: getDocumentDelivery

PARSER of TARGET_SERVICE: INOV::ILL

PARSE_PARAM of the target service:

url1=\$\$LOCAL_SERVER/\$\$INSTANCE/cgi/public/innov.cgi &

url2=\$\$ILL_SERVER_NAME &

directILL=\$\$USE_DIRECT_ILL

Add the corresponding values to the \$\$ Flag Names in the user name/
password table:

For example:

Table 16. DOCDEL_INNOVATIVE_INNOPAC

Flag Name	Value
\$\$LOCAL_SERVER	http://demo.exlibrisgroup.com:9003
\$\$INSTANCE	sfxlcl3
\$ILL_SERVER_NAME	http://ill.university.edu
\$\$USE_DIRECT_ILL	Y/N

This target also requires:

- A CGI script called `innov.cgi`, which is located in the `/exlibris/sfx_ver/sfx_version_3/<instance>/cgi/public` directory.

For consortia or institutions using multiple SFX instances, it is necessary to have different CGI scripts for each SFX instance (see below for more information).

- A number of HTML template files located in the `/exlibris/sfx_ver/sfx_version_3/<instance>/templates/targets/innov` directory:

```
illb.tpl; illc.tpl; illd.tpl; illg.tpl; illj.tpl;
illp.tpl
```

These HTML files are templates. The fields in the form have been chosen to be applicable to as many Innovative ILL forms as possible. It is necessary to customize the forms to make sure all field names and values correspond to the Innovative ILL HTML forms currently used by the institution.

The HTML files contain values starting with `TMPL_VAR` that are replaced by the `cgi` script with corresponding metadata. Do not remove these values if you want the form to be populated with this metadata.

For example:

The template supplied by Ex Libris contains the following field:

```
<TR>
<TD WIDTH="35%">Source of Reference</TD>
<TD VALIGN=TOP><INPUT NAME="main3" SIZE=40
VALUE="<TMPL_VAR ESCAPE=HTML NAME="SOURCE">">
</TD></TR>
<TR>
```

This can be changed by the institution to look like this:

```
<TR>
<TD WIDTH="35%">Cited in journal / ISSN</TD>
<TD VALIGN=TOP><INPUT NAME="main3" SIZE=40
VALUE="<TMPL_VAR ESCAPE=HTML NAME="SOURCE">">
</TD></TR>
<TR>
```

For consortia or institutions using multiple SFX instances, it is necessary to have different copies of these HTML files for each instance, to allow customization of the HTML files for each instance.

The following steps need be taken for consortia or institutions using multiple SFX instances on the same server:

- 1 For each instance on the SFX server in which the Innovative ILL target needs to be activated, create a local copy of the `cgi` script. In this example, an instance named `demo` is used.
 - a Log on to the server as an SFX user.
 - b Type `cd /exlibris/sfx_ver/sfx_version_3/<instance>/cgi/public`

- c** Type `cp innov.cgi DEMO_ILL.cgi`
- 2** For each instance on the SFX server for which the Innovative ILL target needs to be activated, create local copies of the HTML files.
 - a** Log on to the server as an SFX user.
 - b** Type `cd /exlibris/sfx_ver/sfx_version_3/<instance>/templates/targets/innov`
 - c** Type `cp illb.tpl demo-illb.tpl`
 - d** Type `cp illc.tpl demo-illc.tpl`
 - e** Type `cp illd.tpl demo-illd.tpl`
 - f** Type `cp illg.tpl demo-illg.html`
 - g** Type `cp illj.tpl demo-illj.tpl`
 - h** Type `cp illj.tpl demo-illp.tpl`
- 3** When the HTML files are renamed, the local CGI script needs to be edited to reflect this change.
 - a** Log on to the server as `sfx`.
 - b** Type `cd /exlibris/sfx_ver/sfx_version_3/<instance>/cgi/public`
 - c** Type `vi DEMO_ILL.cgi`
 - d** Replace all occurrences of the original HTML files with the names of the new HTML files you have chosen. For example, if `DEMO_ILL.cgi` contains a reference to `illb.html`, replace this with `demo-illb.html`
- 4** When the CGI script is renamed, you need to make a change to the name of the CGI script in the user name/password table of your target service.
 - a** Log on to the SFX Admin of your local instance (in our example, this is demo instance.)
 - b** In KB Manager, edit the `INNOVATIVE` target service user name/password table:

```
from: url1= $$LOCAL_ SERVER:$$PORT/cgi/public/innov.cgi
to: url1= $$LOCAL_ SERVER:$$PORT/cgi/public/DEMO_ILL.cgi
```

DOCDEL_LOCAL

This target makes use of a target parser, a CGI script, and several HTML files. Customization of these files may be necessary when activating the target to fit your local document delivery needs.

NOTE:

Ex Libris cannot provide support for locally customized files. If you are not familiar with HTML and cgi scripting, obtain local help and leave sufficient time for testing and correcting the files.

If necessary, change the following information on the target service level of your LOCAL_DOCUMENT_DELIVERY target in KB Manager:

TARGET_SERVICE: getDocumentDelivery

PARSER: DOCUMENT_DELIVERY::DDL

PARSE_PARAM of the target service:

url=\$\$LOCAL_SERVER/\$\$INSTANCE/cgi/public/docdel.cgi &
email=\$\$YOUR_EMAIL_ADDRESS

The following are examples of corresponding values in the user name/password table:

Table 17. DOCDEL_LOCAL

Flag Name	Value
\$\$LOCAL_SERVER	http://sfx.lib.university.edu:8888
\$\$INSTANCE	sfxlcl3
\$\$YOUR_EMAIL_ADDRESS	helpdesk@lib.university.edu This field can contain only one e-mail address.

Target Requirements

- A target parser named `DDL.pm`, which is located in the following directory:

```
/exlibris/sfx_ver/sfx_version_3/<sfx_instance>/lib/Parsers/  
TargetParser/DOCUMENT_DELIVERY/
```

The purpose of the target parser is to create a URL with which to send metadata elements to CGI.

- A CGI script named `docdel.cgi`, which is located in the following directory:

```
/exlibris/sfx_ver/sfx_version_3/<sfx_instance>/cgi/public/
```

The purpose of the CGI program is to generate an HTML page with metadata elements in the form, and send this information to an e-mail address.

- Two HTML template files (`docdel.tmpl` and `sent.tmpl`) are located in the following directory: `/exlibris/sfx_ver/sfx_version_3/`

<sfx_instance>/templates/targets/docdel. This HTML template file can be edited to reflect the look and feel of your library's Web pages.

These files contain variables that should not be altered. The variables start with `TMPL_VAR`.

More Information on Customizing the CGI Script

Required Fields

It is possible to define fields that need to be filled in before the DocumentDelivery request is sent. Before sending the e-mail, the CGI script checks that all the listed required fields have a value. If they do, the e-mail is sent. If they do not have a value, the HTML page is displayed again so that the user can fill in the required fields that do not have a value.

The required fields are listed in the `docdel.cgi` file. For example, if you want the fields **Name** and **Password** to be required fields, the file should contain the following:

```
# fields that are required, won't email until they have
a value
my @required    = qw(
    name
    password
);
```

NOTE:

Do not use spaces in the field names of required fields. If you would like to display a field name with a space, see [Display Field Names](#) on page 50.

Hidden Fields

In the HTML form, you can choose to show or not to show some fields in the form by using the input type `hidden`. These fields are listed in the `DocDel_DDL.cgi` file. For example, if you want **e-mail** to be a hidden field, the file should contain the following:

```
# files that are hidden in the html form
my @hidden      = qw(
    recipient
);
```

Display Field Names

It is possible to specify the field names in the HTML form for each of the metadata elements sent by the target parser. This may be necessary if you would like the field name to be different from what is defined in the target parser or if you would like spaces in the display field name.

To do this, you need to specify the name of the metadata element sent by the target parser (or specified in the hidden field or empty field section) and the corresponding field name you would like to show in the HTML form. For example, if you want the metadata element sent by the target parser `Journal` to be shown as **Journal Title** and the metadata element year shown as **Publication Date**, the CGI script should contain the following:

```
name of field as it comes in the url and its display
form
my %display    = (
    article     => 'Article Title',
    author      => 'Author Name',
    name        => 'User Name',
    password    => 'Password',
    note1       => 'Note field 1',
    note2       => 'Note field 2'
);
```

NOTE:

All lines in this list (except the last one) require a comma at the end.

Order of Metadata Elements

It is possible to specify the order in which fields are listed in the HTML form and the order in which information is sent in the e-mail. To do this, you need to specify the name of each metadata element in the relevant section of the CGI script in the same order that you want the elements to appear in the HTML form. Note that field names must match the attribute names exactly as specified in the `DDL.pm` file, for example, `volume` and not `Volume`.

For example:

```
# ordered list of fields,  
my @sorted = qw(  
    genre  
    article  
    journal  
    abbrev  
    bookTitle  
    confTitle  
    author  
    publiPlace  
    publisher  
    edition  
    year  
    month  
    day  
    volume  
    issue  
    pages  
    ISSN  
    ISBN  
    meduid  
    ericID  
    source  
    recipient  
    sender  
    note1  
    note2  
);
```

NOTE:

Metadata elements not specified in the Order section of the CGI are displayed at the bottom of the list (after the fields that are listed in the Order section).

Adding Empty Fields in the HTML Form

It is possible to add empty fields to the HTML form that can be filled in by the end user. To do this, you need to specify the name of each empty field you want to add to the HTML form in the relevant section of the CGI script.

```
# fields to add to html form even if empty
my @show_always = qw(
    note1
    note2
);
```

NOTES:

- Do not use spaces in the field names of empty additional fields. If you would like spaces in a field name, see **Display Field Names** on page 50.
 - To include additional pre-populated fields in the HTML, edit the target parser.
-

Changing the Character Set of the Document Delivery Target from latin1 to UTF-8

The document delivery target is currently set up as a UTF-8 target. It is possible to change the character set, for example, to `latin1`. (This may be useful if you expect to receive document requests that are not UTF-8).

To change the characterLoading Activations Based set:

- 1 In KB Manager, type `latin1` in the **Character Set** field of the LOCAL_DOCUMENT_DELIVERY target Edit window.
- 2 In the file `/exlibris/sfx_ver/sfx_version_3/<sfx_instance>/cgi/public/docdel.cgi`, change:

```
my $charset = 'latin1';
to:
my $charset = 'UTF-8';
```

It is also possible to use other character sets. A complete list of character set values can be found at <http://www.iana.org/assignments/character-sets>.

NOTE:

This change affects the character set in which the information is sent to the local document delivery e-mail address. When changing the character set to UTF-8, make sure the e-mail system supports this character set.

Set the E-Mail Address

The default **from** e-mail address used is sfx@somewhere.edu. This e-mail address may be blocked by various spam filters.

To change the e-mail address, locate the following line in the `cgi/public/docdel.cgi` file of your instance:

```
my $email_sender = $cgi->param('sender') || 'sfx@somewhere.edu';
```

Replace the address sfx@somewhere.edu with a valid e-mail address recognized by your e-mail system.

DOCDEL_LOCAL_ENDEAVOR_VOYAGER_UE

TARGET_SERVICE: getDocumentDelivery

PARSE_PARAM of the target service:

url=\$\$URL

For the \$\$URL value, use the URL of the local Voyager document delivery Web server. This target supports ILL Photocopy Request and allows you to fill in the Title fields (**journal title**, **book title**, and **conference title**) in the Web site request form.

If there is journal or book title metadata, the target fills in the **Date** field (if the year is provided). The target also fills in the **Pages** field if `spage/epage` exists, and the **ISSN** field if `ISSN` exists.

DOCDEL_RELAIS

TARGET_SERVICE: getDocumentDelivery

PARSE_PARAM of the target service:

url=\$\$SITE_URL & code=\$\$CODE & libid=\$\$LIB_ID & user=\$\$USER

code=\$\$CODE

The `SITE_URL` is distributed by Relais (see also the Relais document, *Relais Access Link V3.8*) and should be included in the user name/password table. If you are using the Access38 folder in your linking syntax to DOCDEL_RELAIS, add `yes` in the \$\$CODE flag.

Table 18. DOCDEL_RELAIS

Flag Name	Value
\$\$CODE	yes

Table 18. DOCDEL_RELAIS

Flag Name	Value
\$\$\$SITE_URL	RELAIS URL
\$\$\$LIB_ID	Patron's library symbol or agency symbol from the Relais circulation system
\$\$\$USER	Patron ID in Relais
\$\$\$LIB_ID	Patron's Library Symbol or Agency Symbol from the Relais circulation system
\$\$\$USER	Patron ID in Relais

DOCDEL_SUBITO

TARGET_SERVICE: getDocumentDelivery

PARSE_PARAM of the target service:

url=http://www.subito-doc.de/subito/po/login_preorder.php &
broker_id=\$\$\$BROKER_ID &

lang=\$\$\$LANG

Add your subito broker ID to the corresponding \$\$\$BROKER_ID flag name in the user name/password table (using the **L/P** button).

In order to reach the subito in a specific language, add the language code to the corresponding \$\$\$BROKER_ID flag name in the user name/password table (using the **L/P** button).

Possible values:

- en for English
- de for German

For example:

Table 19. DOCDEL_SUBITO

Flag Name	Value
\$\$\$BROKER_ID	LIB123
\$\$\$LANG	en

DSPACE

TARGET_SERVICE: getHolding

Add the complete baseURL of your DSpace server in the L/P flag.

The target has been configured to receive a Simple Search for a word in Title or a word in Author.

DUNCKER_HUMBLLOT_ELBRARY_EJOURNALS/ Duncker & Humblot eLibrary eJournals

TARGET_SERVICE: getFullTxt

TARGET_PARSER: ASCE::RCNI

PARSE_PARAM of the target service: url=http://ejournals.duncker-humblot.de & shib=\$\$SHIBBOLETH & u_shib=\$\$U_SHIBBOLETH

Add the value *yes* to the \$\$SHIBBOLETH flag in the Linking Parameters table to invoke Shibboleth authentication. Alma users should also place the institutional entity ID value in the \$\$U_SHIBBOLETH flag of the Linking Parameters table.

E_ARTICLES/e-articles

TARGET_SERVICE: getFullTxt

TARGET_PARSER: E_ARTICLES::E_ARTICLES

PARSE_PARAM field of the TARGET_SERVICE:

url=http://www.earticle.net

URL Structure:

Journal level link example:

<http://www.earticle.net/Search/Pub/SearchList.aspx?orgSn=144&jouSn=169>

Article level link example:

<http://www.earticle.net/Article.aspx?sn=167099>

This target is used by Primo Central customers for linking to the article level of E_ARTICLES journals using an accession number available from Primo Central.

EMERALD BOOK Targets/Emerald Books

EMERALD_BOOKS_SOCIAL_SCIENCES

EMERALD_BOOKS_BUSINESS_MANAGEMENT_AND_ECONOMICS

TARGET_SERVICE: getFullTxt

TARGET_PARSER: Bulk::JKEY

PARSE_PARAM of the target service:

url=http://www.emeraldinsight.com/ & url_end=.html

PARSE_PARAM field of OBJECT PORTFOLIO: jkey=ISSN

These two targets link to the eBooks series, based on the ISSN of the series. Each of the books is a volume within the series and has its own eISBN.

EMERALD JOURNAL Targets/Emerald

EMERALD_BACKFILES: getFullTxt

EMERALD_CURRENT: getAbstract

EMERALD_CURRENT: getFullTxt

EMERALD_ENGINEERING: getFullTxt

EMERALD_MANAGEMENT_XTRA_110: getFullTxt

EMERALD_MANAGEMENT_XTRA_111: getFullTxt

EMERALD_MANAGEMENT_XTRA_120: getFullTxt

EMERALD_MANAGEMENT_XTRA_125: getFullTxt

EMERALD_MANAGEMENT_XTRA_140: getFullTxt

EMERALD_MANAGEMENT_XTRA_150: getFullTxt

EMERALD_MANAGEMENT_XTRA_160: getFullTxt

EMERALD_MANAGEMENT_XTRA_175: getFullTxt

EMERALD_MANAGEMENT_XTRA_200: getFullTxt

EMERALD_MANAGEMENT_XTRA_40: getFullTxt

EMERALD_MANAGEMENT_XTRA_60: getFullTxt

EMERALD_MANAGEMENT_XTRA_80: getFullTxt

EMERALD_MANAGEMENT_XTRA_95: getFullTxt

EMERALD_MANAGEMENT_XTRA_PLUS: getFullTxt

Parser param for target service:

Base url=www.emeraldinsight.com/

Linking is based on the object ISSN.

Linking levels are:

- Journal

<http://www.emeraldinsight.com/issn-issn.htm>

www.emeraldinsight.com/issn-issn.htm

<base url><issn>.htm

- Volume

<http://www.emeraldinsight.com/issn-issn/vol>

<base url><issn><volume>

- Issue

<http://www.emeraldinsight.com/issn-issn/vol/iss>

<base url><issn><volume><issue>

- Article

<http://www.emeraldinsight.com/DOI>

<base url><DOI>

If object type is not a journal:

<http://www.emeraldinsight.com/books.htm?issn=0196-3821>

<baseurl>/books.htm?issn=<issn>

EBOOK_LIBRARY/Ebook Library

TARGET_SERVICE getFullTxt

TARGET_PARSER: EBL::EBL

PARSE_PARAM of the target service:

libid=\$\$LIBID & url_domain=\$\$URL_DOMAIN

Add your library's code and the domain server assigned by the vendor to the appropriate flag names in the user name/password table.

For example:

Table 20. EBOOK_LIBRARY

Flag Name	Value	Note
\$\$LIBID	LIB	Library's code assigned by EBL

Table 20. EBOOK_LIBRARY

Flag Name	Value	Note
\$\$URL_DOMAIN	eplib.com.au OR eplib.com	Libraries may use eplib.com or eplib.com.au, depending on which of the two servers they are accessing.

EBRARY/ebrary

TARGET_SERVICE: getFullTxt

PARSE_PARAM of the target service:

url=http://site.ebrary.com &

cust_id=\$\$CUST_ID

The URL format for inbound linking is:

[http://site.ebrary.com/lib/\\$\\$CUST_ID/Doc?id=ISBN](http://site.ebrary.com/lib/$$CUST_ID/Doc?id=ISBN)

The \$\$CUST_ID is your ebrary site-identifier. Place the ebrary site-identifier in the \$\$CUST_ID field of the user name/password table in SFX Admin.

EBSCO_HOST DATABASES by Parsers

- Target Parser: EBSCO_HOST::ebSCO_am

The following information is needed in the target service:

For example:

EBSCOHOST_ACADEMIC_SEARCH_ELITE

For each parse param of the target service:

db_host=afh&ebSCOhosturl = http://search.ebSCOhost.com & linkurl=http://
openurl.ebSCOhost.com/linksvc/linking.aspx & u_shib=\$\$U_SHIBBOLETH
& customer_id=\$\$CUSTOMER_ID & athens_id=\$\$ATHENS_ID

This target requires a plugin threshold to allow use of the Ebsco plugin:
\$obj->plugIn(Ebsco).

The following information is needed in the object portfolio:

In the PARSE_PARAM field, the unique key needs to be filled in.

The following is the URL structure:

For example: ISSN 0001-8449:

■ Journal level:

<http://search.ebscohost.com/direct.asp?db=afh&jn=ADO&scope=site>

■ Issue level:

<http://openurl.ebscohost.com/linksvc/linking.aspx?sid=afh&volume=38&date=2003&issn=0001-8449&stitle=&genre=journal&issue=151&title=Adolescence>

■ Article level:

<http://openurl.ebscohost.com/linksvc/linking.aspx?sid=afh&volume=38&date=2003&spage=567&issn=0001-8449&stitle=&genre=journal&issue=151&title=Adolescence>

The API_USER_ID is an EBSCO authentication string that is customer specific and consists of the following three parts, separated by periods:

<custid>.<groupid>.<profileid>

- where `custid` is the EBSCOadmin customer id
- where `groupid` is the Group ID in EBSCOhost where the database resides
- where `profileid` is the Profile ID in EBSCOhost where the database resides

Example: s123456.main.eit

The structure of this authentication string is identical to the target information for Z39.50 connections.

Contact your EBSCO representative if you do not already have this information.

Note that Ex Libris uses the EBSCOhost API (EIT) to retrieve the list of databases per customer. Therefore, the API_USER_ID should be the same profile used with EIT, and your EIT profile should include all the full text databases.

NOTES:

- More information about setting up an EBSCOhost API (EIT) account can be found at http://support.ebsco.com/eit/ws_admin.php
- More information about EBSCOhost API (EIT) can be found at http://support.ebsco.com/eit/ws_api_info.php#b

For more information about the Ebsco plug-in, refer to **Plug-in Program for Ebsco** in the *SFX Advanced User's Guide*.

In order to link via Shibboleth to the EBSCO_HOST DATABASES using the EBSCO_HOST::ebsco_am target parser, enter *yes* in the \$\$SHIBBOLETH flag. Additionally, fill in your institution Entity ID in the `shibboleth.config` configuration file. In order to invoke the new Shibboleth linking manner fill in the \$\$CUSTOMER_ID flag in the L/P area of the target service with the relevant value for your institution as received from the vendor. To enable linking for Athens users, enter *yes* as the value for the ATHENS_ID flag.

Alma users should place the institutional entity ID value in the \$\$U_SHIBBOLETH flag in the Linking Parameters table.

Table 21. EBSCO_HOST DATABASES by Parsers

Flag Name	Value
\$\$SHIBBOLETH	yes
\$\$CUSTOMER_ID	Enter the relevant value for your institution as received from the vendor.
\$\$ATHENS_ID	yes
\$\$API_USER_ID	Enter the relevant value for your institution as received from the vendor
\$\$U_SHIBBOLETH	For Alma users: Enter the institutional entity ID as received from the vendor.

■ Target Parser: EBSCO_HOST::journ

The EBSCO_HOST targets contained in the list below should utilize the following:

Information needed in the target service:

TARGET_PARSER: EBSCO_HOST::journ

PARSE_PARAM of the target service:

db_host=<database code>&

ebscohosturl = http://search.ebscohost.com

TARGET_DISPLAYER: FT::NO_FILL_IN

URL Structure:

Example ISSN 0001-3218:

Journal level:

<http://search.ebscohost.com/login.aspx?direct=true&db=ach&scope=site&cli0=AB&clv0=Y&type=0&&bquery=IS+00013218>

- American Humanities Index
- Applied Science & Technology
- Art Index
- Art Index Retrospective
- ATLA RDB
- ATLA Serials
- CINAHL
- CINAHL Plus
- Library Literature and Information Science
- Medline Abstract
- PsycInfo Selected Abstracts
- Social Sciences Index

EBSCOHOST_ELECTRONIC_JOURNALS_SERVICE/ EBSCOhost Electronic Journals Service

TARGET_PARSER: EBSCO_ONLINE::ebsco_am

Information needed in the target service:

PARSE_PARAM of the target service:

db_online=EONLINE & url=http://ejournals.ebsco.com & shib=\$\$SHIBBOLETH

Information needed in the Object Portfolio:

In the PARSE_PARAM field, unique key needs to be filled in.

The following is an example of the URL structure with ISSN 0027-8424:

- Journal level:

<http://ejournals.ebsco.com/direct.asp?JournalID=101733>

- Issue level:

<http://ejournals.ebsco.com/openurl.asp?volume=107&issn=0027-8424&issue=13>

- Article level:

<http://ejournals.ebsco.com/openurl.asp?volume=107&issn=0027-8424&spage=6106&issue=13>

In order to link via Shibboleth to EBSCOhost Electronic Journals Service target, enter *yes* in the \$\$SHIBBOLETH flag.

Table 22. EBSCOHOST_ELECTRONIC_JOURNALS_SERVICE

Flag Name	Value
\$\$SHIBBOLETH	yes

In addition, fill in your institution Entity ID in the `shibboleth.config` configuration file.

NOTE:

For L/P customers: Authentication details can not be sent via OpenURL syntax. It is not supported by EBSCO EJS.

ELIBRO

e-Libro uses the same target configuration as **EBRARY/ebrary** on page 58. When linking, this target displays an e-Libro logon page before the book contents are displayed.

The \$\$CUST_ID is the e-libro site-identifier and is mandatory when using this target. Enter the e-libro site-identifier in the \$\$CUST_ID field of the user name/password table in SFX Admin.

ELSEVIER_MOSBY_NURSING_CONSULT/Elsevier Mosby's Nursing Consult Ebooks

TARGET_SERVICE: getFullTxt

TARGET_PARSER: Bulk::ISSN

PARSE_PARAM of the target service:

url= <http://www.nursingconsult.com/das/journallist/view/0/home/> & url_end=/0

Note that there is an alternative parse param value at the target service level (base URL) for this target that you can apply locally according to the mode in which you are interested in accessing this resource.

Currently, linking in browsing mode is enabled. In order to connect to Elsevier Mosby Nursing Consult in search mode, apply a target service parse param as follows:

url=http://www.nursingconsult.com/public/search?search_type=journal%26j_sort=pub_date%26j_date_range=2000-current%26j_issn=

ELSEVIER_SD/Elsevier SD

TARGET_SERVICE: getFullTxt

PARSER: ELSEVIER::SCIENCE_DIRECT

Information needed in the target service:

PARSE_PARAM of the target service:

host=<http://www.sciencedirect.com/science/> & prefsite = sd & shib=\$\$SHIBBOLETH

Information needed in the Object Portfolio:

In the PARSE_PARAM field, no information needs to be filled out

- URL Structure for periodical targets:

For example:

- Journal level:

<http://www.sciencedirect.com/science/journal/01678892>

ISSN number with no hyphen

- Article level:

Parser builds the volkey according to the article metadata:

```
http://www.sciencedirect.com/
science?_ob=GatewayURL&_origin=SFX&_method=citationSearch&_vo
lkey=<issn>%23<volume>%23<spage>%23<issue>&_version=1&md5=19
683fca16537f34df92e6c48eb5277e
```

```
http://www.sciencedirect.com/
science?_ob=GatewayURL&_origin=SFX&_method=citationSearch&_vo
lkey=00029297%2377%23337%233&_version=1&md5=19683fca16537f34
df92e6c48eb5277e
```

- URL Structure for monograph targets:

- Book level:

```
http://www.sciencedirect.com/science/book/<ISBN>
```

```
http://www.sciencedirect.com/science/book/978-0-08-036372-1
```

ISBN number with hyphen

- Fallback URL:

When ISSN or ISBN numbers are not available, the fallback URL generated by the parser will be:

```
http://www.sciencedirect.com/science
```

In order to link via Shibboleth to Elsevier_SD targets and Elsevier_SD_BOOKS targets, enter *yes* in the \$\$SHIBBOLETH flag. .

Table 23. ELSEVIER_SD

Flag Name	Value
\$\$SHIBBOLETH	yes

Elsevier ScienceDirect coverage is customer specific. The SFX global KnowledgeBase does not contain thresholds that apply to all SFX customers. To make it easier to localize the SFX KB, Elsevier provides an automated process for downloading customer holding files in KBART format.

In the SFX Server Admin Utility, it is possible to set up a task to automatically download the Elsevier ScienceDirect holdings file and update (activate and load local coverage) the following two targets:

- ELSEVIER_SCIENCE_DIRECT_AUTOLOAD_JOURNALS
- ELSEVIER_SCIENCE_DIRECT_AUTOLOAD_BOOKS

To obtain the customer ID from Elsevier:

- 1 Log on to the Elsevier Admin Tool (<http://www.elsevier.com/solutions/sciencedirect/support/admin-tool>)
- 2 Click the **Trusted Partners** link in the Library Integration section.
- 3 Select the **Create a Token** check box next to Ex Libris.

To configure the automated localization of the Elsevier Science Direct targets:

- 1 Request an institutional token from Elsevier and place it in the following configuration file together with the email address of the SFX administrator:
`config/elsevier_sd_autoloader.config_`

NOTE:

For consortia customers, where each institution receives a separate institutional token from Elsevier, the program can be set up to work with multiple holdings files per instance (one per institute), each with separate credentials. More information about this setup can be found in the *Using SFX in a Consortium Environment* document.

- 2 In KBManager, activate the following two dedicated targets and their getFullTxt target services:
 - ELSEVIER_SCIENCE_DIRECT_AUTOLOAD_JOURNALS
 - ELSEVIER_SCIENCE_DIRECT_AUTOLOAD_BOOKS
- 3 If manually activated Elsevier targets are currently in use in the SFX KB, activate the following display logic rule:

```
If available: ELSEVIER_SCIENCE_DIRECT_AUTOLOAD getFullTxt  
Do not show: ELSEVIER_SD getFullTxt
```

This rule prevents duplicate Elsevier ScienceDirect targets from being displayed in the SFX menu during the transition period.
- 4 Run the Elsevier autoloader option from ServerAdmin Utility and set up a scheduled task to run the autoloader option once a month, either per local instance or via the Centralized Management of Maintenance Tasks option.

NOTE:

For more information, see the **Elsevier ScienceDirect Autoloader** section of the *SFX System Administration Guide*.

- 5 If manually activated Elsevier targets are currently in use in the SFX KB:
 - a Use the Collection tool (**SFXAdmin > KBTools > Collection tool**) to compare the activation and thresholds between the new autoloader targets and previously manually activated targets. This allows you to

check that all activations are now in place in the new dedicated Elsevier ScienceDirect targets.

- b** Deactivate the old, manually activated targets and portfolios

ELSEVIER SCOPUS

General Information

TARGET_SERVICE: getAbstract

PARSER: ELSEVIER::SCOPUS

Information needed in the target service:

Parse param of the target service:

url=http://www.scopus.com/scopus & shib=\$\$SHIBBOLETH

Information needed in the object portfolio:

In the parse param field, a unique key needs to be filled in.

URL Structure:

Example ISSN 1528-7106:

Object portfolio parse param:

jkey=50013

- Journal level:

<http://www.scopus.com/scopus/source/sourceInfo.url?sourceId=50013>

- Article level:

<http://www.nature.com/openurl?volume=10&spage=383&issue=6&genre=article&title=Nature+Reviews+Cancer>

- Article DOI syntax:

For example:

http://www.scopus.com/scopus/openurl/link.url?rft_id=info%3Adoi%2F10.1037%2Fh0025194&svc.abstract=yes&svc_val_fmt=info%3Aofi%2Ffmt%3Akev%3Amtx%3Asch_svc&ctx_enc=info%3Aofi%2Fenc%3AUTF-8&ctx_ver=Z39.88-2004

Fallback URL:

<http://www.scopus.com/search/form.url>

In order to link to ELSEVIER SCOPUS via Shibboleth, enter *yes* in the \$\$SHIBBOLETH flag.

URL structure through Shibboleth:

http://<IDP_URL>/shibboleth-idp/SSO?target=http%3A%2F%2Fwww.scopus.com%2Fscopus%2Fsource%2FsourceInfo.url?sourceId=4800154007&shire=https%3A%2F%2Fsdauth.sciencedirect.com%2FSHIRE%2FSAML%2FPOST&providerId=https%3A%2F%2Fsdauth.sciencedirect.com%2F

Table 24. ELSEVIER SCOPUS

Flag Name	Value
\$\$SHIBBOLETH	yes

ELSEVIER_WEB_EDITIONS/Elsevier Web Editions

TARGET_SERVICE: getFullTxt

TARGET_PARSER: ELSEVIER::SCIENCE_WEBED

PARSE_PARAM of the target service:

url=http://www.sciencedirect.com/science/journal/ & shib=\$\$SHIBBOLETH

URL Structure for the ELSEVIER_WEB_EDITIONS target:

The following is an example of linking using the Object Accounting, management, and information technologies (ISSN 0959-8022):

Journal level:

<base>/<ISSN>

<http://www.sciencedirect.com/science/journal/09598022>

The ISSN should not have a hyphen.

In order to link via Shibboleth to the ELSEVIER_WEB_EDITIONS target, enter `yes` in the `$$SHIBBOLETH` flag.

Table 25. ELSEVIER_WEB_EDITIONS

Flag Name	Value
\$\$SHIBBOLETH	yes

ENDNOTE

See `ISI_RESEARCHSOFT_EXPORT_TOOL`

Add the `LOCAL_SERVER` to the `TRUSTED_SITES_SETTINGS`.

To add the LOCAL_SERVER:

- 1 From the **Tools** menu, select **Internet Options** and then click the **Security** tab.
- 2 Click the **Custom Level** button.
- 3 In the **Downloads** section, select **Automatic Prompting for File Downloads: Enable** and **File Downloads: Enable**.

It is possible to set a Web site as a trusted site for all users in the domain through Group Policy.

With the debut of Group Policy Management Console (GPMC), administrators can efficiently implement security settings, enforce IT policies, and distribute software consistently across a given site, domain, or range of organizational units.

To create a policy that can be added to the trusted sites security zone, see:

<http://www.jsifaq.com/SF/Tips/Tip.aspx?id=6644>

ERIC_FULL_TEXT/ERIC Full-text

TARGET_SERVICE: getFullTxt

PARSER: ERIC::ERIC_FT

Information needed in the target service:

Parse param of the target service:

url=http://www.eric.ed.gov

The service is available for a specific article when the ERIC document number is available.

NOTE:

When activating this collection in Alma, the service always appears – as it is not possible at this point to indicate a display condition that depends on the existence of the ERIC document number.

EUREKA/Eureka

TARGET_SERVICE: getFullTxt

TARGET_PARSER: EUREKA::eureka

PARSE_PARAM of the target service: url=http://www.biblio.eureka.cc & customer_id=\$\$CUSTOMER_ID

Table 26. EUREKA

Parameter	Value
\$\$CUSTOMER_ID	

EX_LIBRIS_DIGITool

TARGET_SERVICE: getHolding

TARGET_PARSER: ExLibris::Digitool

PARSE_PARAM of the target service:

url = \$\$DIGITool_HOST &

Local_Base = \$\$LOCAL_BASE &

Title_index_code = \$\$TITLE_INDEX_CODE &

Subject_index_code = \$\$SUBJECT_INDEX_CODE &

Creator_index_code = \$\$CREATOR_INDEX_CODE &

Volume = \$\$VOLUME &

Issue = \$\$ISSUE &

ISSN = \$\$ISSN &

ISBN = \$\$ISBN &

Year = \$\$YEAR

Threshold:

(((\$obj->need('rft.btitle') || (\$obj->need('rft.jtitle') || (\$obj->need('rft.atitle') || (\$obj->need('@rft.subject') || (\$obj->need('rft.issn') || (\$obj->need('rft.isbn'))

This target is intended to perform a search on your institution's DigiTool server. The search is performed based on the indexes.

Add the DigiTool server parameters to the username/password table (using the L/P button). This target asks for the name of the indexes to use for searching the metadata fields of the various items.

Table 27. EX_LIBRIS_DIGITool

Flag Name	Value
\$\$DIGITool_HOST	http://sfx.lib.university.edu:8881
\$\$LOCAL_BASE	Like GEN01

Table 27. EX_LIBRIS_DIGITool

Flag Name	Value
\$\$TITLE_INDEX_CODE	Like WTI
\$\$SUBJECT_INDEX_CODE	Like WRD
\$\$CREATOR_INDEX_CODE	Like WCR
\$\$VOLUME	Like WRD
\$\$ISSUE	Like WCR
\$\$ISSN	Like WSU
\$\$ISBN	Like WTI
\$\$YEAR	Like WYI or WDT

EX_LIBRIS_PRIMO

TARGET_SERVICE: getHolding

TARGET_PARSER: Primo::PRIMO

PARSE_PARAM of the target service:

vid=\$\$VID & ISBN_NO_DASH=\$\$ISBN_NO_DASH & url=\$\$SERVER &
 ISSN_NO_DASH=\$\$ISSN_NO_DASH & institute=\$\$INST &
 search_condition=\$\$SEARCH_CONDITION & uicode=\$\$UICODE

Threshold:

(\$obj->need('rft.btitle') || \$obj->need('rft.jtitle') || \$obj->need('rft.issn') || \$obj->need('rft.isbn'))

This target performs searches with Primo, Ex Libris' tool for harvesting libraries' collections. SFX performs a Primo search of either the Title (Journal or Book Title) or ISSN and ISBN if Primo has been so configured.

Add the Primo settings parameters to the user name/password table (using the L/P button), as in the following example:

Table 28. EX_LIBRIS_PRIMO

Flag Name	Value
\$\$VID	WESTERN - the View ID
\$\$SERVER	http://primo.university.edu:1701
\$\$ISBN_NO_DASH	Yes
\$\$ISSN_NO_DASH	Yes

Table 28. EX_LIBRIS_PRIMO

Flag Name	Value
\$\$INST	Primo Institution code
\$\$SEARCH_CONDITION	Primo search scope name
\$\$UICODE	New

Add *yes* to the \$\$ISBN_NO_DASH L/P flag if Primo is configured to ISBN values without dashes.

Add *yes* to the \$\$ISSN_NO_DASH L/P flag if Primo is configured to ISSN values without dashes.

Add *new* to the \$\$UICODE L/P flag if you are using the Primo new UI.

FACTIVA/Factiva

TARGET_SERVICE: getFullTxt, getAbstract, getSelectedFullTxt

TARGET_PARSER: ACTIVA::FACTIVA

PARSE_PARAM of the target service:

url=http://global.factiva.com & user=\$\$USER & password = \$\$PASS & namespace=\$\$NAMESPACE & sid=\$\$SID

Target Displayer: ACTIVA::FACTIVA

This Target supports linking to the database and article levels. Linking to the article level is available only when an article title is sent in the incoming OpenURL request to SFX.

For Factiva authentication users:

Add the FACTIVA settings parameters to the user name/parameter table (using the **L/P** button), as in the following example:

Table 29. FACTIVA

Flag Name	Value
\$\$NAMESPACE	Add your namespace number
\$\$PASS	Add your password
\$\$USER	Add your user ID

Table 29. FACTIVA

Flag Name	Value
\$\$SID	Add your XSID value NOTE: When Linking to Factiva with the XSID value, make sure that the rest of flags remain unfilled.
\$\$MODE	Add headline if you set Search for free-text terms into Headline and Lead Paragraph in the Search/Alerts section in Search/Alert Construction

NOTE:

When Linking to Factiva with a user name and password and the article title is not available, a link is created to the Factiva search interface and the user is automatically logged on. The search interface displays all available articles during loading, allowing the user to filter them.

FUTURENURI_OPAC_KOREA

TARGET_PARSER: FUTURENURI::OPAC

TARGET_SERVICE: getHolding

PARSE_PARAM of the target service:

url=http://library.kdischool.ac.kr

The default threshold of the target service allows ISSN and ISBN seraches, as well as journalTitle and bookTitle searches in the OPAC:

```
$obj->need('rft.issn') || $obj->need('rft.isbn') || $obj->need('rft.jtitle') || $obj->need('rft.btitle')
```

The following are examples of URLs created by the parser:

- http://library.kdischool.ac.kr/dlsearch/portal_api/openurl.asp?kind=search&isbn=0-8157-4936-8&searchmethod=frnt
- http://library.kdischool.ac.kr/dlsearch/portal_api/openurl.asp?kind=search&title=ITC-CSCC+%3A+Joint+Technical+Conference+on+Circuits+Systems%2C+Computers+and+Communications&searchmethod=key
- http://library.kdischool.ac.kr/dlsearch/portal_api/openurl.asp?kind=search&issn=1531-3468&searchmethod=frnt

GALEGROUP/Gale

There are several distinct parsers used by GaleGroup targets. The parser that must be used is determined by the linking syntax provided by GaleGroup. Attempting to use the incorrect parser with a target may prevent any linking at all. As databases are updated on the GaleGroup servers, SFX responds by updating the parser being used by specific databases. Enter your institution's location ID as the value for `$$LOC_ID`, regardless of which parser is being used.

Gale::OpenURL

For example: `GALEGROUP_ACADEMIC_ONEFILE`

(each target has a different dbase value):

TARGET_SERVICE: getFullTxt

TARGET_PARSER: Gale::OpenURL

PARSE_PARAM field of the TARGET_SERVICE:

url= <http://find.galegroup.com/openurl/openurl> &

dbase=AONE &

loc_id=\$\$LOC_ID &

art=\$\$ART

Both GaleNet and Gale InfoTrac targets have been moved to the OpenURL standard syntax in the 20100301 revision update.

URL Structure:

- Journal level:

The `ltitle` parameter, stored in the `parse_param` field of the object portfolio record is used as the identifier.

For example:

[http://find.galegroup.com/openurl/openurl?url_ver=Z39.88-2004&url_ctx_fmt=info%3Aofi%2Ffmt%3Akev%3Amtx%3Actx&req_dat=info%3Asid%2Fgale%3Augnid%3A<\\$\\$LOC_ID>&res_id=info%3Asid%2Fgale%3A<dbase>&ctx_enc=info%3Aofi%3Aenc%3AUTF-8&rft_val_fmt=info%3Aofi%2Ffmt%3Akev%3Amtx%3Ajournal&rft.jtitle=<ltitle>](http://find.galegroup.com/openurl/openurl?url_ver=Z39.88-2004&url_ctx_fmt=info%3Aofi%2Ffmt%3Akev%3Amtx%3Actx&req_dat=info%3Asid%2Fgale%3Augnid%3A<$$LOC_ID>&res_id=info%3Asid%2Fgale%3A<dbase>&ctx_enc=info%3Aofi%3Aenc%3AUTF-8&rft_val_fmt=info%3Aofi%2Ffmt%3Akev%3Amtx%3Ajournal&rft.jtitle=<ltitle>)

When `ltitle` is not available in the object portfolio parse param field, the syntax to journal level uses the ISSN identifier.

For example:

http://find.galegroup.com/openurl/openurl?res_id=info%3Asid%2Fgale%3A<dbase>&rft.issn=0010-

[7565&req_dat=info%3Asid%2Fgale%3Augnid%3A<\\$\\$LOC_ID>&rft_val_fmt=info%3Aofi%2Ffmt%3Akev%3Amtx%3Ajournal&url_ctx_fmt=info%3Aofi%2Ffmt%3Akev%3Amtx%3Actx&rft.jtitle=&ctx_enc=info%3Aofi%3Aenc%3AUTF-8&url_ver=Z39.88-2004](#)

■ Article level:

[<url>?url_ver=Z39.88-2004&url_ctx_fmt=info%3Aofi%2Ffmt%3Akev%3Amtx%3Actx&req_dat=info%3Asid%2Fgale%3Augnid%3A<LOC_ID>&res_id=info%3Asid%2Fgale%3A<dbase>&ctx_enc=info%3Aofi%3Aenc%3AUTF-8&rft_val_fmt=info%3Aofi%2Ffmt%3Akev%3Amtx%3Ajournal&rft.issn=<ISSN>&rft.atitle=<article title>&rft.volume=<volume>&rft.issue=<issue>&rft.spage=<start page>](#)

Optional metadata combination for achieving specific linking levels:

■ Article level:

ISSN + article title

ISSN + volume/ date (year) + issue + start page

■ Issue level:

ISSN + volume + issue

■ Volume level:

ISSN + volume

The following is an article level syntax for titles with no identifier:

[<base>?url_ver=Z39.88?2004&url_ctx_fmt=info%3Aofi%2Ffmt%3Akev%3Amtx%3Actx&req_dat=info%3Asid%2Fgale%3Augnid%3A<LOC_ID>&res_id=info%3Asid%2Fgale%3A<dbase>&ctx_enc=info%3Aofi%3Aenc%3AUTF-8&rft_val_fmt=info%3Aofi%2Ffmt%3Akev%3Amtx%3Aarticle&rft.jtitle=<title>&rft.date=<date>&rft.atitle=<atitle>](#)

For example:

[http://find.galegroup.com/openurl/openurl?url_ver=Z39.88?2004&url_ctx_fmt=info%3Aofi%2Ffmt%3Akev%3Amtx%3Actx&req_dat=info%3Asid%2Fgale%3Augnid%3A<LOC_ID>&res_id=info%3Asid%2Fgale%3AHRCA&ctx_enc=info%3Aofi%3Aenc%3AUTF-8&rft_val_fmt=info%3Aofi%2Ffmt%3Akev%3Amtx%3Aarticle&rft.jtitle=New+Straitstimes&rft.date=2001?01?17&rft.atitle=rm50 subsidy for poor](http://find.galegroup.com/openurl/openurl?url_ver=Z39.88?2004&url_ctx_fmt=info%3Aofi%2Ffmt%3Akev%3Amtx%3Actx&req_dat=info%3Asid%2Fgale%3Augnid%3A<LOC_ID>&res_id=info%3Asid%2Fgale%3AHRCA&ctx_enc=info%3Aofi%3Aenc%3AUTF-8&rft_val_fmt=info%3Aofi%2Ffmt%3Akev%3Amtx%3Aarticle&rft.jtitle=New+Straitstimes&rft.date=2001?01?17&rft.atitle=rm50%20subsidy%20for%20poor)

The first four words of the article title are sent to Gale, for better matching. If the full date is not available, only the year is sent.

Fallback URL:

If no metadata is provided, the following link is created, at the database level.

http://find.galegroup.com/srcx/start.do?prodId=<dbase>&userGroupName=<LOC_ID>

If you want to use the article title for constructing inbound links to these databases, you must type *yes* in the target's `$$ART` field in the User name/password table. The article title is not necessary for creating article level links, but it may provide successful deep linking when other metadata is not available. See <http://support.gale.com/gale/article.html?article=1225> for more information.

Gale Custom Journals and Gale Custom Newspapers provide access to selective titles. Activate the titles to which your library has access. The database codes for the following targets can be unique per customer. The `$$DATABASE L/P` flag provides an option to use a local database code:

- GALEGROUP_IT_CUSTOM_JOURNALS
- GALEGROUP_IT_CUSTOM_NEWSPAPERS
- GALEGROUP_MILITARY_INTELLIGENCE
- GALEGROUP_RELIGION_PHILOSOPHY_COLLECTION

Table 30. Gale::OpenURL

Value	Flag Name
Add your location ID	\$\$LOC_ID
yes	\$\$ART
Add your local database code. Only relevant for the following targets: <ul style="list-style-type: none"> ■ GALEGROUP_IT_CUSTOM_JOURNALS ■ GALEGROUP_IT_CUSTOM_NEWSPAPERS ■ GALEGROUP_MILITARY_INTELLIGENCE ■ GALEGROUP_RELIGION_PHILOSOPHY_COLLECTION 	\$\$DATABASE

Gale::CPI

Currently the target `GALEGROUP_IT_CPI_Q` uses the Gale::CPI parser.

`PARSE_PARAM` of the target service:

`url=http://infotrac.galegroup.com & loc_id=$$LOC_ID`

For the `PARSE_PARAM`, the `ltitle` parameter is encoded but should not contain the string `%22`.

Gale::HISTORICAL

Currently, the following targets use the Gale::HISTORICAL parser, and allow article level linking, given sufficient metadata:

- GALEGROUP_SEVENTEENTH_AND_EIGHTEENTH_CENTURY_BURNEY_COLLECTION_NEWSPAPERS
- GALEGROUP_NINETEENTH_CENTURY_BRITISH_LIBRARY_NEWSPAPERS

The following is an example of the PARSE_PARAM field of a target service (each target has a different dbase value):

```
url= http://find.galegroup.com & url1 = http://infotrac.galegroup.com &  
database=BNCN & loc_id=$$LOC_ID
```

Displayer: LEXIS::NEXIS

Add your library's `loc_id` value to the `$$LOC_ID` flag name in the flags table. The target displayer enables the retrieving of articles using article titles and precise date details.

Gale::BOOKS

Currently the target GALEGROUP_DB_VIRTUAL_REFERENCE_LIBRARY uses the Gale::BOOKS target parser.

Linking to the book level is possible if the `jkey` parameter is set in the PARSE_PARAM field of the object portfolio, otherwise the target URL is created at the database level.

The following is the PARSE_PARAM field of the target service:

```
url=http://find.galegroup.com & DB=GVRL & loc_id=$$LOC_ID & ste=22
```

The following is the URL structure:

```
http://find.galegroup.com/openurl/openurl?url_ver=Z39.88?  
2004&url_ctx_fmt=info:ofi/fmt:kev:mtx:ctx&req_dat=info:sid/  
gale:ugnid:<$$LOC_ID>&res_id=info:sid/gale:GVRL&ctx_enc=info:ofi:enc:UTF?  
8&rft_val_fmt=info:ofi/fmt:kev:mtx:book&rft_id=info:sid/gale:bmcode:recid/  
<jkey>
```

Enter your institution's location ID as the value for the `$$LOC_ID` flag table in order for your patrons to be authenticated at Gale.

Gale::DB

Gale::DB uses a very simple link that only reaches the database entry level. More sophisticated inbound linking is not available at this time. Enter your institution's `LOC_ID` in the flags table for your patrons to be authenticated at Gale.

The following example is a link for *The Times Digital Archive*. TTDA is the database code.

http://infotrac.galegroup.com/itweb/<LOC_ID>?db=TTDA

Gale::Economist

GALEGROUP_ECONOMIST_HISTORICAL_ARCHIVE

This target links to a specific issue if there is a complete article publication date containing year, month, and day. Otherwise, a link is created to the journal level. A target displayer is available to allow entering these attributes by the end user if it is not available in the OpenURL.

Information needed in the Object Portfolio: In the PARSE_PARAM field, unique key needs to be filled in.

URL Structure:

- Journal level:

[http://infotrac.galegroup.com/itweb/<\\$\\$LOC_ID>?db=<jkey>](http://infotrac.galegroup.com/itweb/<$$LOC_ID>?db=<jkey>)

For example:

[http://infotrac.galegroup.com/itweb/<\\$\\$LOC_ID>?db=ECON](http://infotrac.galegroup.com/itweb/<$$LOC_ID>?db=ECON)

- Article level:

<http://www.tlmea.com/economist/home.asp/search-brw-action.asp?brw=<yyyymmdd>>

For example:

<http://www.tlmea.com/economist/search?brw?action.asp?brw=19980307>

Gale::ecco

The GALEGROUP_EIGHTEENTH_CENTURY_COLLECTIONS_ONLINE_I and II targets use the Gale::ecco target parser.

Linking to the book level is possible if the jkey parameter is set in the PARSE_PARAM field of the object portfolio; otherwise, the target URL is created at the database level.

The following is the PARSE_PARAM field of the target service:

url=http://find.galegroup.com/ecco & group_id=\$\$GROUP_ID

The following is the URL structure:

<http://find.galegroup.com/ecco/infomark.do?source=library&version=1.0&tabID=T001&docType=ECCOArticles&locID=<institution location>>

[ID>&prodId=ECCO&docLevel=TEXT_GRAPHICS&bookId=<jkey>&contentSet=ECCOArticles&type=getFullCitation](#)

Enter your institution's group ID as the value for the \$\$GROUP_ID flag table in order for your patrons to be authenticated at Gale.

Gale::MOM

GALEGROUP_MAKING_OF_MODERN_LAW

GALEGROUP_MAKING_OF_MODERN_WORLD

Enter your institution's location ID as the value for the \$\$LOC_ID flag table in order for your patrons to be authenticated at Gale.

Gale::RDS

Gale::RDS uses a very simple link that only reaches the database entry level. More sophisticated inbound linking is not available at this time.

Enter your institution's LOC_ID in the user name/password table for your patrons to be authenticated at Gale.

Gale::SABIN

GALEGROUP_SABIN_AMERICA_1500_1926

TARGET_SERVICES: getFullTxt

TARGET_PARSER: Gale::Sabin

TARGET_DISPLAYER: FT::NO_FILL_IN

PARSE_PARAM of the target service:

url=http://galenet.galegroup.com & locID=\$\$LOC_ID

Links require an authentication token added to the end of the URL. The token is specific to each institution.

Figure 1: GALEGROUP_SABIN_AMERICA_1500_1926

Flag Name	Value
\$\$LOC_ID	<Your institution's authentication token>

Gale – Deprecated Target Parsers

The following target parsers have been deprecated:

- Gale::GALE has been deprecated in favor of Gale::GaleNet and Gale::InfoTrac.
- Gale::GaleNet and Gale::InfoTrac were replaced by Gale::OpenURL

- Gale::INFOTRAC is no longer used by any Target.
- Gale::Primo functionality has been added to Gale:OpenURL parser.

getAbstract

This target provides summaries of business books. Add your library's user name to the `$$USERNAME` flag name in the user name/password table.

GOOGLE BOOK SEARCH

The Google Book Search target allows linking from SFX to book content on Google Book Search (GBS) for book OpenURLs received by SFX.

Additionally, the target provides information in the SFX menu when complete or partial full text is available for the book in Google Book Search. From SP 4.1.5 for SFX 4 and revision 20111201 for SFX 3 and later, SFX makes use of the Books API for this target.

More information regarding the Google Books API can be found at:

<https://code.google.com/apis/books/docs/v1/using.html>

The API used by SFX prior to SP 4.1.5 for SFX 4 and revision 20111201 for SFX 3 is deprecated from December 2011 and later.

The target consists of the following two target services:

- getCitedBook service

This service uses the Books API created by Google. For each book with an ISBN, SFX queries Google Book Search and receives the following information:

- Viewability - Availability for this user based on country IP and copyright availability. There are three types of availability: full access, partial access, and metadata information only (no access to the work itself). This information is visible to the end user using a Target Displayer. This text is also customizable by the library via the SFX Admin Center in the Translation and Display section located at Setup and Administration > Configuration.
- Book cover thumbnail image – If available, it appears in the SFX banner. This can be configured to appear on either side of the banner, or to not be displayed at all. For configuration instructions, see [Google Book Search Configuration Options](#) on page 83.

- URL of the “About this Book” page – This is used as the target URL when clicking **Go**.

This service looks like this:

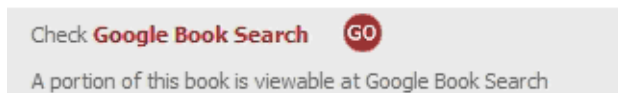


Figure 2: getCitedBook

- **getWebSearch** service

This is a fall back or default service in case of a negative response from the Google Book Search API (the book is not found in the Google Book Search index). The target service allows searching Google Book Search by ISBN, title, author, or a general full text search.

This service looks like this:

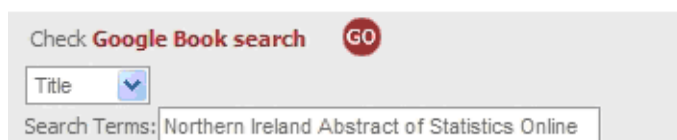


Figure 3: getWebSearch

When activating the Google Book Search targets, you need to also activate at least the `getCitedBook` services (which uses the Google Book API). Additionally, you can activate the `getWebSearch` target service, which is a more search-oriented service.

When both target services are active, only the more appropriate of the two services is displayed in the SFX menu.

JavaScript

This target queries the Google Books API directly from the user's browser, using JavaScript. This means that JavaScript in the client browser decides which Google Books service is shown in the SFX menu in case both Google Book Search services pass the thresholds based on the API response. This is not done using Display Logic.

Limitations

- JavaScript has to be enabled to make sure only one of the Google Book Search services is shown. If JavaScript is turned off, both Google Book Search services are shown if both pass the threshold.
- It is recommended not to use Display Logic rules for the Google Book Search target, since the JavaScript may override the logic rule.

- If Javascript is not turned on, the Google Book Search target `getCitedBook` service does not work, since it is missing the target URL retrieved using the JavaScript API communication.
 - SFX only sends one ISBN to the Google Books API for checking, even if more than one ISBN exists in the `ContextObject`. This is due to the limitations of the Google Books API. If multiple ISBNs exist in the `ContextObject`, one ISBN is selected according to the following hierarchy:
 - ISBN of sub-type `PRINT_HBK` where identifiers with the highest object identifier ID are selected in case of multiple ISBNs.
 - ISBN of sub-type `PRINT_PBK` where identifiers with the highest object identifier ID are selected in case of multiple ISBNs.
 - ISBN of sub-type `ELECTRONIC` where identifiers with highest object identifier ID are selected in case of multiple ISBNs.
- If there is no ISBN for the object sent in the `OpenURL` – but a related ISBN exists – the first related ISBN is sent.
- Since the Google Books API does not support searches using LCCN or OCLC numbers, SFX does not send requests using these identifiers if no ISBN exists in the `ContextObject`. Only ISBN searches are supported in the Google Books API.

Google Book Search Setup

To set up this target:

- 1 Check to make sure that the following files in your SFX instance are still symbolically linked to the `sfxglb3/sfxglb41` instance:

- `templates/sfxmenu/sfxmenu.tmp`
- `templates/sfxmenu/sfxmenu.tmp.sp`
- `templates/sfxmenu/sfxmenu.tmp.du`
- `templates/sfxmenu/target_list.tmp`
- `templates/sfxmenu/grouping_yes.tmp`
- `templates/simplified_template1/sfxmenu.tmp`
- `templates/js/sfxmenu/gbs.js`

If the symbolic link has been broken, you need to manually edit the files to make sure the Google Book Search target works correctly. Instructions on editing the files can be found under [Google Book Search Implementation Instructions](#) on page 86.

- 2 Configure the Google Books API for the SFX instance:

- a Create a Google account for the SFX instance at <http://www.google.com/accounts>.
 - b Log into the Google API console with with this account at <https://code.google.com/apis/console/>.
 - c Select the Services tab, and change the status for the Books API to On.
 - d Select the API Access tab, and copy the API key.
 - e Add this key to the `api_key` parameter of the `config/google_book_search.config_file`. For a description of configuration options, see **Google Book Search Configuration Options** on page 83.
 - f Select the Quotas tab and request more than the courtesy limit of 1000 queries a day assigned by default to the account. Request a number that corresponds to the estimated maximum number of API requests from the SFX instance per day (for example, 100,000 – depending on the number of SFX requests (for books) per day). Keep in mind that an API request is sent for every SFX request that includes ISBN information. In the request to Google, specify that the Books API will be used by the SFX link resolver, and that requests from the SFX server are used by all of the library patrons using SFX.
- 3 In KB Manager, activate the `GOOGLE_BOOK_SEARCH` target and both of its target services.
 - 4 Test the display of the Google Book Search in the SFX menu using the following examples. Add your base URL to the OpenURL examples below.
 - Book full text is available from Google Book Search:

```
<base_url>?isbn=1603035079
```

- Book partial full text is available from Google Book Search:

```
<base_url>?isbn=0596000278
```

- Only book metadata is available from Google Book Search:

```
<base_url>?isbn=0071367225
```

- An OpenURL without ISBN displaying only the `getWebSearch` service:

```
<base_url>?aulast=Third%20World%20Liberation%20Front  
&title=TWLF%20%5Bnewsletter%5D.&genre=book
```

Google Book Search Configuration Options

Google Book Search Configuration File

The file `config/google_book_search.config_` contains several options for configuring the Google Book Search `getCitedBook` target service.

```
Section      "general"
#   api_key          " "
   display_thumbnail "0"
   threshold_type    "fail"
   service_timeout_sec "5"
EndSection
```

The following configuration options are available:

- `api_key` – This parameter holds the developer key necessary to use the Google Books API. For instructions on obtaining an API key, see [Google Book Search Setup](#) on page 81. The `api_key` line is commented out by default (a # is at the beginning of the line). Remove the # when you fill in the API key.
- `service_timeout_sec` – This parameter indicates the timeout for the Google Books API. A timeout is needed if the service does not respond to the SFX request in a timely manner. By default, the API request times out after 5 seconds.
- `display_thumbnail` - Controls whether to display the book cover thumbnail. By default, the value of this parameter is 1 to display the thumbnail image. To disable thumbnail display, change the parameter value to 0.
- `threshold_type` - A setting to define the behavior of the Google Book Search plugin threshold. Two options are available: `pass` (default) and `fail`.
 - `pass` - The Google Book Search `getCitedBook` service is displayed if Google Book Search has any type of record for the requested book (full text, partial full text, or metadata only).
 - `fail` - The Google Book Search `getCitedBook` service is displayed if Google Book Search has full text available for the requested book (full text access or partial full text only). If only book metadata is available, SFX acts as if Google Book Search does not have any record for the book and displays only the `getWebSearch` target service.

To access the config/google_book_search.config_ configuration file:

- 1 Log on as an instance user.
- 2 Type `cn`.
- 3 Type `vi google_book_search.config_`

Google Book Search Service Location

■ Basic/Advanced grouping

By default, the `getCitedBook` service is part of the advanced section in the collapsible SFX menu section. If you want to make the `getCitedBook` target more visible, perform the following procedure to move this service to the Basic grouping of services at the top of the SFX menu.

■ Instructions for the Advanced SFX menu set:

Add the `getCitedBook` service type to the list of basic services in the file `config/basic_grouping.config_`

The following is an example of `basic_grouping.config_` with `getCitedBook` in the Basic group:

```
Section "basic_grouping"  
  getMessageNoFullTxt  
  getFullTxt  
  getSelectedFullTxt  
  getHolding  
  getCitedBook  
EndSection
```

- Instructions for the Simplified SFX menu set:

Access the SFX Admin, menu Configuration tool. On the Menu Design page, under the Service Precedence tab, add the `getCitedBook` service type to the list of chosen service types.

The following is an example of the Service Precedence tab with `getCitedBook` in the Basic group:

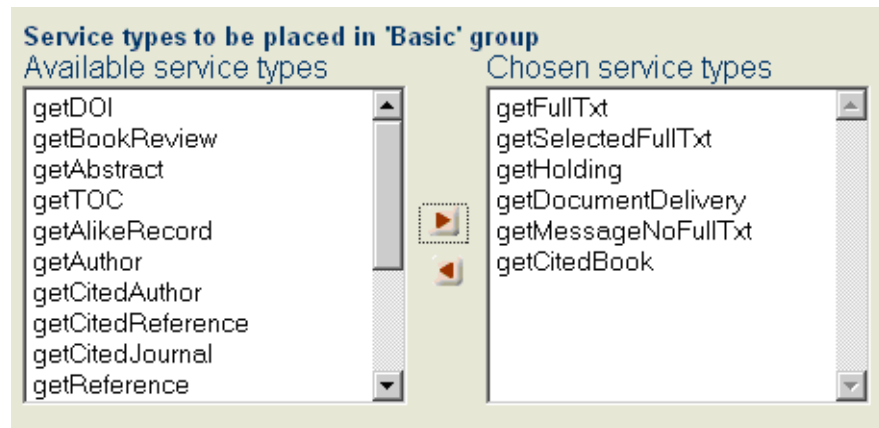


Figure 4: Simplified SFX Menu

- Changing the group name

It is also possible to change the header wording for the Google Book Search services. For example, it is possible to separate the `getCitedBook` service from all other citation services. Note that this will change the group name for all services of this type.

- Instructions for the Advanced SFX menu set:

This can be done by editing the file `config/services_public_name.config_`

The following configuration is displayed in the section `group_names`. Change the text on the right to change the group name.

```
Section "group_names"
  getFullTxt           "Full Text"
  getSelectedFullTxt  "Full text"
  (...)
  getCitedBook        "Citation information"
  getCitedGenome      "Citation information"
  getCitedRecord      "Citation information"
  getCitedJournal     "Citation information"
  getAuthorEmail      "Author"
  getSubject          "Subject"
  getWebService       "Web Service"
  getWebSearch        "Web Search"
EndSection
```

- Instructions for the Simplified SFX menu set:

The wording for service group names is defined in the SFX Admin Translation & Display tool, under the Service Public Names tab.

 Citation information	Grouping Name for the getCitedBook service	SFX Menu Service Group getCitedBook
--	--	-------------------------------------

Figure 5: Changing the Group Name

Google Book Search Implementation Instructions

There are two scenarios in which you have to perform implementation instructions:

- If you have customized the following three files before the 20080401 revision, see [Implementation Instructions for Customizations Performed Before the 20080401 Revision](#) on page 86.
 - `templates/sfxmenu/sfxmenu.tpl`
 - `templates/sfxmenu/target_list.tpl`
 - `templates/sfxmenu/grouping_yes.tpl`
- If you have customized the following files before the SFX4 Service Pack 4.1.5 or Revision 20111201 (SFX3), see [Implementation Instructions for Customizations Performed before the SFX4 Service Pack 4.1.5 or Revision 20111201 \(SFX3\)](#) on page 89:
 - `templates/sfxmenu/sfxmenu.tpl`
 - `templates/simplified_template1/sfxmenu.tpl`
 - `templates/js/sfxmenu/gbs.js`

Implementation Instructions for Customizations Performed Before the 20080401 Revision

NOTE:

The instructions below describe the changes for the Advanced SFX menu template set. If you made local changes to the simplified menu template set prior to the 20080401 revision, contact SFX support for instructions.

To change `templates/sfxmenu/sfxmenu.tpl`:

- 1 Add the highlighted lines below:

```
<SCRIPT type="text/javascript" LANGUAGE="JavaScript"
src="<TMPL_VAR NAME='BASE'>/<TMPL_VAR NAME='INSTANCE'
ESCAPE='HTML'>/js/sfxmenu/main.js"></SCRIPT>
<SCRIPT type="text/javascript" LANGUAGE="JavaScript"
src="<TMPL_VAR NAME='BASE'>/<TMPL_VAR NAME='INSTANCE'
ESCAPE='HTML'>/js/sfxmenu/gbs.js"></SCRIPT>
```

- 2 Add the highlighted lines below:

```
<table cellpadding=0 cellspacing=0 width="100%">
  <tr>
    <td>
      <table cellpadding="2" cellspacing="2" border="0">
        <tmpl_include banner.tpl>
      </table>
    </td>
    <td align="right">
      <tmpl_if show_thumbnail>
        <div id="thumbnail_div" style="display:none">
          <a href="<tmpl_var bibkey_info">
            id="gbs_thumbnail"></a>
          </div>
        </tmpl_if>
      </td>
    </tr>
  </table>
```

- 3 Before the tag `</BODY>` at the end of the document, add the highlighted lines below:

```
</TABLE>
<TMPL_IF NAME='BIBKEY'>
  <!-- Send request to Google Book Search server -->
  <script src="http://books.google.com/
books?jscmd=viewapi&bibkeys=<TMPL_VAR
NAME='BIBKEY'>&callback=ProcessGBSBookInfo">
  </script>
</TMPL_IF>
</BODY>
</HTML>
```

- 4 Find the following section (near the end of the template) and replace the highlighted script tag:

```
<TMPL_IF NAME='BIBKEY'>
  <!-- Send request to Google Book Search server -->
  <script src="http://books.google.com/
books?jscmd=viewapi&bibkeys=<TMPL_VAR
NAME='BIBKEY'>&callback=ProcessGBSBookInfo">
  </script>
</TMPL_IF>
```

With:

```
<TMPL_IF NAME='BIBKEY'>
  <!-- Send request to Google Book Search server -->
  <script type="text/javascript" src="https://
www.googleapis.com/books/v1/volumes?&q=<TMPL_VAR
NAME='BIBKEY'><TMPL_VAR
NAME="API_KEY_STRING">&callback=ProcessNewGBSBookInfo">
  </script>
</TMPL_IF>
```

To change templates/sfxmenu/target_list.tpl:

- 1 Replace the following line (in the original version of the file, this is the first line):

```
<table cellpadding="0" cellspacing="0" border="0"
width="100%" align=center>
```

With the following lines:

```
<table id="service_type_header_<TMPL_VAR
NAME='SERVICE_INTERNAL_NAME'>" cellpadding="0"
cellspacing="0" border="0" width="100%" align=center>
```

- 2 In three places locate the text:

```
javascript:openWin(this);window.document.<TMPL_VAR
NAME='FORM'>.submit();
```

And replace it with the following text:

```
javascript:openWindow(this, '<TMPL_VAR NAME=FORM>');
```

- 3 Add the highlighted lines below:

```
<!-- end extra comments -->
<tr>
<td height="1">
  <noscript><input title="Navigate to target in new
window" type="submit" value="<TMPL_VAR
NAME='SERVICE_NAME'>&nbsp;<TMPL_VAR ESCAPE=HTML
NAME='TARGET_NAME'>"></noscript>


</td>
</tr>
</form>
```


To change templates/sfxmenu/grouping_yes.tpl:

- 1 Add the text highlighted below:

```
<TMPL_IF BASIC_TARGET_LIST>  
  <TR id="basic_target_list_container">
```

- 2 Add the text highlighted below:

```
<TMPL_IF ADVANCED_TARGET_LIST>  
  <TR id="advanced_target_list_container">
```

Implementation Instructions for Customizations Performed before the SFX4 Service Pack 4.1.5 or Revision 20111201 (SFX3)

- 1 In the following templates:

- templates/simplified_template1/sfxmenu.tpl
- templates/sfxmenu/sfxmenu.tpl.sp
- templates/sfxmenu/sfxmenu.tpl.du
- templates/sfxmenu/sfxmenu.tpl

Find the following section (near the end of the template) and replace the highlighted script tag:

```
<TMPL_IF NAME='BIBKEY'>  
  <!-- Send request to Google Book Search server -->  
  <script src="http://books.google.com/  
books?jscmd=viewapi&bibkeys=<TMPL_VAR  
NAME='BIBKEY'>&callback=ProcessGBSBookInfo">  
  </script>  
</TMPL_IF>
```

With:

```
<TMPL_IF NAME='BIBKEY'>  
  <!-- Send request to Google Book Search server -->  
  <script type="text/javascript" src="https://  
www.googleapis.com/books/v1/volumes?&q=<TMPL_VAR  
NAME='BIBKEY'><TMPL_VAR  
NAME="API_KEY_STRING">&callback=ProcessNewGBSBookInfo">  
  </script>  
</TMPL_IF>
```

2 Add the following function to the `templates/js/sfxmenu/gbs.js` JavaScript file:

```
// Function to process GBS info and update the DOM.
function ProcessNewGBSBookInfo(booksInfo) {
//-----
    BooksInformation = booksInfo;
    var threshold_type = "pass";
    var preview_type = "noview", hide_prefix,
threshold_fail_used, bookInfo_original;
    var viewability_prec = {'NO_PAGES':0, 'UNKNOWN':0,
'PARTIAL' : 1, 'ALL_PAGES' : 2};

    for (items_idx = 0; items_idx < booksInfo.totalItems ;
items_idx++)
    {
        var item = booksInfo.items[items_idx];
        var identifier_type;
        var idType;
        if(!item.volumeInfo ||
!item.volumeInfo.industryIdentifiers) {
            continue;
        }

        for (identifier_idx = 0; identifier_idx <
item.volumeInfo.industryIdentifiers.length; identifier_idx++)
        {
```

```
        identifier_type =
item.volumeInfo.industryIdentifiers[identifier_idx].type;
        var tmp = identifier_type.substr(0,4);
        if(tmp == "ISBN")
        {
            idType = tmp;
            break;
        }
    }

    if(bookInfo) // when bookInfo has value - it's not
first iteration
    {
        if(item.accessInfo && item.accessInfo.viewability
) {
            if(bookInfo.accessInfo &&
bookInfo.accessInfo.viewability) {

if(viewability_prec[item.accessInfo.viewability] >
viewability_prec[bookInfo.accessInfo.viewability])
                {
                    bookInfo = item;
                    bookInfo_original = item;
                }
            }
            else {
                bookInfo = item;
                bookInfo_original = item;
            }
        }
    }
else
    {
        bookInfo = bookInfo_original = item; // save first
element (originating isbn)
        // Isbn - type names given to originating
identifier - if it's not
        // so than gbs has no data about original
identifier, so skip it
        if(idType && idType != "ISBN")
        {
            bookInfo_original = null;
        }
    }
}

// if there was data from gbs then analyse preview type
if(bookInfo)
{
    var show_thumbnail =
document.getElementById("gbs_thumbnail");
```

```
        if(show_thumbnail && bookInfo_original &&
bookInfo_original.volumeInfo &&
bookInfo_original.volumeInfo.imageLinks &&
bookInfo_original.volumeInfo.imageLinks.smallThumbnail !=
null){
            //show thumbnail

document.getElementById("thumbnail_div").style.display =
bookInfo_original.volumeInfo.imageLinks.smallThumbnail ?
'block' : 'none';
            show_thumbnail.firstChild.src =
bookInfo_original.volumeInfo.imageLinks.smallThumbnail;
            if(bookInfo_original.volumeInfo.infoLink)
            {
                show_thumbnail.href =
bookInfo_original.volumeInfo.infoLink;
            }
        }

        // show correct wording in getCitedBook
        var item_viewability;
        if(bookInfo.accessInfo) {
            item_viewability =
bookInfo.accessInfo.viewability;
        }
        var viewability;
        if (item_viewability && ( item_viewability ==
"NO_PAGES" || item_viewability == "UNKNOWN"))
        {
            preview = "noview";
        }
        else if (item_viewability && item_viewability ==
"PARTIAL")
        {
            preview = "partial";
        }
        else if (item_viewability && item_viewability ==
"ALL_PAGES")
        {
            preview = "full";
        }
        else
        {
            preview = "noview";
        }

        var wording_to_activate =
document.getElementById("wording_"+preview);
        if(wording_to_activate)
        {
            wording_to_activate.style.display = "block";
        }
    }
}
```

```
    var threshold_var =
document.getElementById("gbs_threshold_type");
    if(threshold_var){
        threshold_type = threshold_var.value;
    }

    hide_prefix = "gbs_";
    if(bookInfo){
        hide_prefix = "google_websearch_";
        if(threshold_type == "fail" && preview == "noview"){
            threshold_fail_used = 1;
            hide_prefix = "gbs_";
        }
    }
    hide_target(hide_prefix, threshold_fail_used);
}
```

3 Replace the highlighted line in the following function, openWindow:

```
//-----
function openWindow(obj, form_name) {
//-----
// Responds to a user clicking on a target-service
//-----
    var options =
"toolbar=yes,location=yes,directories=yes,buttons=yes,status=
yes";
        options +=
",menubar=yes,scrollbars=yes,resizable=yes,width=800,height=6
00";
    var ip = '';
    // Creating SFX menu basic URL
    ip = location.href;
    ip = ip.substr(0,ip.indexOf('?',0));
    // In case of coming from out source (MetaLib, Primo,
etc.)
    if(!ip) { ip = location.href; }
    ip = ip + "/img/ajaxtabs/transparentpixel.png";
    var newwin = window.open(ip,"newwin",options);
    if (navigator.appName.indexOf("xplore")<0)
newwin.focus();

    if(form_name != null){
        var gbs_form =
document.getElementById('gbs_target_id');
        if(gbs_form && gbs_form.value == form_name){
            newwin.location = bookInfo.info_url;
        }else{
            document.getElementsByName(form_name)[0].submit();
        }
    }
}
```

With:

```
if(bookInfo.volumeInfo) {
    newwin.location =
bookInfo.volumeInfo.infoLink;
}
else {
    newwin.location = bookInfo.info_url;
}
```

HEIN ONLINE/HeinOnline

Each Hein subtarget requires an identifier in the `PARSE_PARAM` of the target service, following the URL. For example, for HEIN ONLINE LAW JOURNAL LIBRARY, the `PARSE_PARAM` is:

`url=http://www.heinonline.org & ID=journals.`

Additional subtarget IDs are:

Foreign & International Law Resources ID=intyb

Legal Classics ID=beal

Sessions Law ID=ssl

World Trials ID=trials

Titles belonging to a particular Hein library (SFX HEIN subtarget) may have object portfolios in other Hein subtargets. In such cases, the `PARSE_PARAM` for the object portfolio must include an additional `jkey`, in the form of `jkey1`, where the value of `jkey1` equals the ID name of the home collection. For example, the League of Nations Official Journal originates in the Law Journal Library and its `PARSE_PARAM` is `jkey=leagon`. However it is also accessible from the Foreign & International Law Resources. Its `PARSE_PARAM` in Foreign & International Law Resources is:

```
jkey=leagon & jkey1=journals
```

where `journals` is the ID for the Law Journal Library.

In order to link to HEIN_ONLINE via Shibboleth, enter `yes` in the `$$SHIBBOLETH` flag.

URL Structure for HEIN ONLINE targets:

■ Journal level:

<http://www.heinonline.org/HOL/Index?index=<ID>/<jkey>&collection=<ID>>

For example Harvard Law Review (ISSN 0017-811X):

<http://www.heinonline.org/HOL/Index?index=journals/hlr&collection=journals>

- Article level - Only available for HEIN ONLINE LAW JOURNAL LIBRARY:

http://heinonline.org/HOL/Page?handle=hein.<ID>/<jkey><volume>&collection=<ID> &page=<start_page>

For example Harvard Law Review (ISSN 0017-811X), volume 4, page 45:

<http://heinonline.org/HOL/Page?handle=hein.journals/hlr4&collection=journals&page=45>

HIGHWIRE/Highwire

TARGET_SERVICES: getFullTxt, getTOC, getAbstract

PARSER: Highwire::highwire

Information needed in the target service:

There is no need for any value in the target service parse param field.

Information needed in the object portfolio:

In the PARSE_PARAM field, a unique base URL needs to be filled in.

URL Structure:

For example: ISSN 1099-6605

Object portfolio parse param: jkey=<http://aapgrandrounds.aappublications.org>

- Journal level:

[<jkey>/content/by/year](http://aapgrandrounds.aappublications.org/content/by/year)

<http://aapgrandrounds.aappublications.org/content/by/year>

- Year level:

[<jkey>/content/by/year/<year>](http://aapgrandrounds.aappublications.org/content/by/year/<year>)

<http://aapgrandrounds.aappublications.org/content/by/year/2012>

- Issue level:

[<jkey >/content/<volume>/<issue>.toc](http://aapgrandrounds.aappublications.org/content/<volume>/<issue>.toc)

<http://aapgrandrounds.aappublications.org/content/27/1.toc>

- Article level:

[<jkey>/content/<volume>/<issue>/<spage>](http://aapgrandrounds.aappublications.org/content/<volume>/<issue>/<spage>)

<http://aapgrandrounds.aappublications.org/content/27/1/1>

- Article level using PMID:
`<jkey>/cgi/pmidlookup?view=long&pmid=<pmid_number>`
<http://pediatrics.aappublications.org/cgi/pmidlookup?view=long&pmid=10799623>
- Article DOI level -
<http://dx.doi.org/10.1136/bmj.324.7329.61?nosfx=y>

The fallback URL is the jkey.

In order to disable linking to HIGHWIRE articles via CrossRef using DOI, enter `exception=noDOI` in the object portfolio parse param field in addition to a jkey.

Note that article linking in the British Medical Journal is via CrossRef using DOI or using the PMID value.

The deepest level for linking using metadata details is the issue level due to linking syntax inconsistency.

HISTORICAL_JEWISH_PRESS_FREE/Historical Jewish Press

TARGET_SERVICE: getFullTxt

PARSE_PARAM of the target service:

url=<http://www.jpress.org.il> & language=\$LANGUAGE_CODE

Insert a language code into the \$LANGUAGE_CODE flag:

- fre for French
- heb for Hebrew

If the \$LANGUAGE_CODE flag is not filled in with any value, Hebrew is used as the default language.

HOGREFE_PSYJOURNALS/HOGREFE PsyJournals

TARGET_SERVICE: getFullTxt

TARGET_PARSER: ASCE::RCNI

PARSE_PARAM of the target service:

url=<http://econtent.hogrefe.com> & shib=\$SHIBBOLETH & u_shib=\$U_SHIBBOLETH

Add the value `yes` to the \$SHIBBOLETH flag in the Linking Parameters table to invoke Shibboleth authentication. Alma users should also place the

institutional entity ID value in the \$\$U_SHIBBOLETH flag of the Linking Parameters table.

ICE_VIRTUAL_LIBRARY_JOURNALS/ICE Virtual Library Journals

Target Parser:

Ice::JOURNALS

Information needed in the target service:

For example:

Target service parse param:

url=http://www.icevirtuallibrary.com/content

In the parse_param field, a unique key needs to be filled in.

URL Structure:

- Journal level:

<http://www.icevirtuallibrary.com/content/serial/<jkey>>

- Issue level:

<http://www.icevirtuallibrary.com/content/issue/icep/<volume>/<issue>>

- Article DOI syntax:

http://www.icevirtuallibrary.com/content/article/<DOI_NUMBER>

For example:

<http://www.icevirtuallibrary.com/content/article/10.1680/einn.2007.1.1.10>

Fallback URL - browse page

<http://www.icevirtuallibrary.com/content/journals>

IDUNN_NO/Idunn.no

TARGET_SERVICE: getFullTxt

TARGET_PARSER: IDUNN::IDUNN

PARSE_PARAM of the target service:

<http://www.idunn.no/ts>

A link to the journal page is built using the journal code [jkey] available in the object portfolio parse param field.

The following is an example of a link using the journal code:

<http://www.idunn.no/ts/lor>

IEEE_COMPUTER_SOCIETY_DIGITAL_LIBRARY_ JOURNALS/IEEE Computer Society Digital Library Journals

Target Parser:

IEEE::COMPUTER

Information needed in the target service:

For example:

Target service parse param of the target service:

url1=<http://computer.org> &

url2=<http://csdl.computer.org> &

url3=<http://www2.computer.org> &

url4=<http://doi.ieeeecomputersociety.org> & NoDOIArt=\$\$NODOIART

In the PARSE_PARAM field, 3 unique keys need to be filled in.

URL Structure:

- Journal level:

<http://computer.org/<jkey1>/archives.htm>

- Issue level:

<http://csdl.computer.org/comp/mags/<jkey2>/<year>/<issue>/<jkey3><issue>toc.htm>

For example:

<http://csdl.computer.org/comp/mags/co/2008/02/r2toc.htm>

- Article DOI level:

http://doi.ieeeecomputersociety.org/<DOI_NUMBER>

\$\$NODOIART flag allows avoiding linking via CrossRef.

IEEE_COMPUTER_SOCIETY_DIGITAL_LIBRARY_PROCEEDINGS/IEEE Computer Society Digital Library Proceeding

TARGET_SERVICE: getFullTxt

TARGET_PARSER: IEEE::PROCEEDINGS

PARSE_PARAM of the target service:

```
url=http://opac.ieeecomputersociety.org/opac & url2=http://  
www.computer.org/search/  
results?action=simplesearch&yearTo=2008&yearFrom=1960&monthTo=12&mo  
nthFrom=01&sortField=DocWeight&sortOrder=descending&checkAbstract=yes  
&searchDatabases=proceedings&queryText1=<rft.title>&queryOption1=DC_TI  
TLE
```

The link up to the proceeding level is created using following parameters: publication year, volume number, catalog number, and acronym. A publication year is taken from the OpenURL request. Volume number, catalog number, and acronym values are stored in the object portfolio parse param field as jkey1, jkey2, and jkey3 accordingly.

The following is an example of a target URL:

```
http://opac.ieeecomputersociety.org/  
opac?acronym=focs&volume=00&catalog=4847&year=1966
```

If all the parameters above are not available, a link is created to the site search.

IEEE_XPLORE DATABASES by Parsers/IEEE Xplore

TARGET_PARSER: IEEE::IEEE

The following information is needed in the target service:

```
url=http://ieeexplore.ieee.org
```

The following information is needed in the object portfolio:

In the PARSE_PARAM field, the unique key [id value] needs to be filled in.

The following is the URL structure:

For example: ISSN 1536-1268:

- Journal level:

```
http://ieeexplore.ieee.org/servlet/opac?punumber=7756
```

- Issue level:

http://ieeexplore.ieee.org/xpl/tocresult.jsp?asf_in=4&asf_iv=8&asf_pun=7756

- Article level:

DOI linking is enabled for the articles:

<http://dx.doi.org/10.1109/MPRV.2009.77?nosfx=y>

Exceptions:

In special cases when an article DOI resolves externally of the IEEE platform, exceptional linking based on a constant URL is enabled up to the article level, for example:

```
India, IEE-IERE Proceedings -  
Volume: 16 , Issue: 2  
Digital Object Identifier: 10.1049/iipi.1978.0011  
Publication Year: 1978 , Page(s): 39 - 42
```

<http://ieeexplore.ieee.org/search/freesearchresult.jsp?queryText=DOI:10.1049/iipi.1978.0011>

The following targets use the IEEE::IEEE target parser:

- IEEE_XPLORE_ASPP-getFullTxt
- IEEE_XPLORE_JOURNALS-getFullTxt
- IEEE_XPLORE_POP-getFullTxt
- IEEE_XPLORE_POP_ALL-getFullTxt
- IEEE_XPLORE_STANDARDS-getFullTxt
- IEEE_XPLORE_STANDARDS_DRAFTS-getFullTxt

NOTE:

Deep linking up to issue and article levels is enabled only for the IEEE_XPLORE_ASPP and IEEE_XPLORE_JOURNALS targets.

INDEX_TO_HEBREW_PERIODICALS/Index to Hebrew Periodicals (IHP)

TARGET_SERVICES: getFullTxt, getHolding

TARGET_PARSER of getFullTxt service: 856_URL::856_URL

For more information on 856_URL::856_URL parser functionality, see [856_URL/OPAC 856 Link](#) on page 17.

TARGET_PARSER of the getHolding service: IHP::primo

PARSE_PARAM of the getHolding target service:

url=http://aleph3.libnet.ac.il

This service provides linking to a bibliographical record of an article based on a unique system number per each article.

INFORMIT/Informit

PARSE_PARAM of the target service:

url=http://search.informit.com.au &

db_code=<DATABASE CODE IN CAPS>

This target works only when the following conditions are met:

- It comes from a search of MetaLib Informit sources
- The MetaLib Fetch is working properly

MetaLib source Fetch retrieves information from the MARC 856 field. The URL in the 856 field is used as the target URL.

The following targets function from any source. These targets can employ either the 856 field or a link to the journal level (they do not support deep linking):

- INFORMIT_AGIS_PLUS_TEXT
- INFORMIT_AUSTRALIAN_PUBLIC_AFFAIRS_FULL_
- INFORMIT_A_PLUS_EDUCATION

Unlike the targets above, the following targets use the INFORMIT::ELIBRARY parser:

- INFORMIT_BUSINESS_COLLECTION
- INFORMIT_ENGINEERING_COLLECTION
- INFORMIT_E_LIBRARY_JOURNALS
- INFORMIT_E_LIBRARY_MONOGRAPHS
- INFORMIT_HEALTH_COLLECTION
- INFORMIT_INDIGENOUS_COLLECTION
- INFORMIT_LITERATURE_CULTURE_COLLECTION
- INFORMIT_NEW_ZEALAND_COLLECTION

PARSE_PARAM field of the TARGET_SERVICE:

http://search.informit.com.au &

db_code=<DATABASE CODE IN CAPS> [it varies depending on the target].

The link can be built using either ISSN and ISBN values.

Article level is available for serials [ISSN items].

The URL is built to the Article level as follows:

Australian Bookseller & Publisher, Vol. 85, No. 5, Nov 2005: 14-16

```
http://search.informit.com.au/search;res=E-  
LIBRARY;search=FTI=yes%20and%20IS=0004-  
8763%20and%20VRF=85%20and%20IRF=5%20and%20PY=2005%20and%20PG=  
14
```

The link to monographs can be constructed using ISBN in both formats ISBN-10 and ISBN-13.

By default the target URL will be created with ISBN-10. When the link needs to provide ISBN-13, the object portfolio parse param should be 'exception=isbn13'.

Example of linking based on ISBN-13 using 'TV Futures: Digital Television Policy in Australia'; Object ID 1000000000780044:

- Book level:

```
http://search.informit.com.au/  
browsePublication;res=IELBUS;isbn=9780522854404
```

Example of linking based on ISBN-10 using 'Career Development Programs: Preparation for lifelong career decision making'; Object ID 111087028078850:

- Book level:

```
http://search.informit.com.au/  
browsePublication;res=IELBUS;isbn=0864313926
```

INGENTA/Ingenta

PARSE_PARAM of the target service:

```
url1=http://www.ingenta.com &
```

```
url2=http://openurl.ingenta.com &
```

```
mode=direct & customer_id=$$CUSTOMER_ID
```

NOTE:

The `customer_id` is `sfx` for all SFX customers. There is no need to apply for individual `customer_ids`.

INGENTA_CONNECT and INGENTA_BOOKS/ Ingenta Connect and Ingenta Books

PARSER: INGENTA::CONNECT

PARSE_PARAM of the target service:

```
url=http://openurl.ingenta.com &  
art=$$ART
```

The username/password value \$\$ART is optional. If the field is left blank, the `article_title` is not used when creating inbound links to IngentaConnect, even if the `article_title` is present in the originating OpenURL. If you want to use the `article_title` when creating inbound links to IngentaConnect, enter the value `yes` in the user name/password field.

INSTITUTE_OF_PHYSICS_JOURNALS/Institute of Physics Journals

TARGET_SERVICE: getFullTxt

TARGET_PARSER: IOP::IOP

PARSE_PARAM of the target service:

```
url=http://stacks.iop.org & shib=$$SHIBBOLETH & u_shib=$$U_SHIBBOLETH
```

Add the value `yes` to the \$\$SHIBBOLETH flag in the Linking Parameters table to invoke Shibboleth authentication.

Alma users should also place the institutional entity ID value in the \$\$U_SHIBBOLETH flag in the Linking Parameters table.

ISI_WEB_OF_SCIENCE (Web of Knowledge)

TARGET_SERVICE: GetAuthor

PARSE_PARAM of the target service:

```
url=$$LOCAL_SERVER
```

Add your local server URL as the value of the \$\$LOCAL_SERVER flag name in the user name/passwords table. Refer to the **Linking Parameters** section in the *SFX General User's Guide* for additional information.

- When using a local version of Web of Science, replace the `server_name` with your local Web of Science server name.

- When using the Web version of Web of Knowledge, the following server should be used:

<http://gateway.isiknowledge.com>

NOTE:

If you are using the UK mirror site hosted by MIMAS, use the following server instead:

<http://linkst.wok.mimas.ac.uk>

The character set for this target is set to `utf8` on the target level.



Figure 6: Character Set

ISI_RESEARCHSOFT_EXPORT_TOOL

TARGET_SERVICE: `getReference`

PARSE_PARAM of the target service:

`url=$$LOCAL_SERVER/$$INSTANCE/cgi/public/save_citation.cgi &`
`text_version = $$TEXT_VERSION`

Encoding: This target accepts metadata in `utf8` encoding.

Add your local server URL and instance name as the values for the `$$LOCAL_SERVER` and `$$INSTANCE` flag names in the user name/password table. Refer to the **Linking Parameters** section in the *SFX General User's Guide* for additional information.

This target also requires a CGI script called `save_citation.cgi`, which is located in the `/exlibris/sfx_ver/sfx_version_3/instance/cgi/public/save_citation.cgi` directory. No local changes need to be made to this CGI script.

NOTE:

For customers using Internet Explorer version 6 or later: Set the value of the `$$TEXT_VERSION` flag to `text`. This instructs the target parser to send the citation information as a text file.

JSTAGE_FREE/J-STAGE Free

There are two subtargets:

JSTAGE_FREE

JSTAGE_SUBSCRIBE

TARGET_SERVICE: getFullTxt

TARGET_PARSER: Jstage::Jstage

PARSE_PARAM of the target service:

url=http://japanlinkcenter.org & language=\$\$LANGUAGE & url2=http://
www.jstage.jst.go.jp

For an English language interface, fill in the \$\$LANGUAGE flag with the value en.

For a Japanese language interface, fill in the \$\$LANGUAGE flag with the value ja.

If the \$\$LANGUAGE flag is not filled in with any value, Japanese is used as the default language.

JSTOR_ / JSTOR Journal Targets

TARGET_SERVICE: getFullTxt

TARGET_PARSER: JSTOR::JSTOR

Example Target: JSTOR_COMPLETE

PARSE_PARAM of the target service: url=http://www.jstor.org & url2=https://
shibboleth2sp.jstor.org/Shibboleth.sso/Login & shib=\$\$SHIBBOLETH &
u_shib=\$\$U_SHIBBOLETH & version=\$\$VERSION

In order to link via Shibboleth to JSTOR targets, enter *yes* in the \$\$SHIBBOLETH flag.

Alma customers should insert the institutional entity ID value in the \$\$U_SHIBBOLETH flag.

In order to invoke SAML2 Shibboleth functionality, enter the number 2 in the \$\$VERSION flag.

If the \$\$VERSION flag is not filled in with any value, SAML1 is used as the default Shibboleth syntax.

KARGER_BOOKS/Karger Books

This information applies to the following targets:

- KARGER_BOOKS_2006
- KARGER_BOOKS_2007

- KARGER_BOOKS_2008
- KARGER_BOOKS_2009
- KARGER_COMPLETE
- KARGER_BOOKS 2010, 2011, 2012
- KARGER_NON_SERIAL_COLLECTION

TARGET_SERVICE: getFullTxt

Target PARSER: KARGER::KARGER

PARSE_PARAM of the target service:

url=http://content.karger.com

When linking to eBooks, the KARGER::KARGER Target parser uses the ISBN 13 value. If an ISBN 13 value is not available, the keys stored in the Object Portfolio Parse Param field is used for linking.

KOREAMED_SYNAPSE_FREE/KoreaMed Synapse

TARGET_SERVICE: getFullTxt

TARGET PARSER: KOREA::MED

PARSE_PARAM of the target service:

url=http://synapse.koreamed.org

PARSE_PARAM field of OBJECT PORTFOLIO:

id=\$id & jkey=\$code

The KOREA::MED parser links to the journal level, using the ID and code parameters supplied by the KoreaMed Synapse.

In addition, DOI linking up to the article level is available.

In case of a linking failure, the journals A-Z list is displayed by default.

LEXISNEXIS/LexisNexis

LEXIS_NEXIS_ACADEMIC

NOTE:

This information does not apply to LEXIS_NEXIS_JURISCLASSEUR or LEXIS_NEXIS_KOREA.

PARSER:

LEXIS::NEXIS

PARSE_PARAM:

url=http://www.lexisnexis.com

TARGET_DISPLAYER

LEXIS::NEXIS

The linking for LEXIS_NEXIS uses three components: jkey, type of publication, and code (code indicates whether or not the title is a third party). The default linking for LEXIS_NEXIS brings the user to a search form pre-populated with the journal title. Article-level linking is possible using the article title and date metadata: YEAR, MONTH, DAY. All of these metadata values can be added or altered in the SFX menu because of the special Target Displayer that is used for this target.

NOTES:

The best functionality for the LexisNexis Academic article-level linking occurs when, at a minimum, one of the following metadata elements is present for SFX to use:

- ISSN/journal title; year; article title (full/exact if possible)
- ISSN/journal title; year; month; author's last name
- Linking to the article level is only available for titles that appear in the special version of the A-Z list for linking support. It is located at http://www.amdev.net/rpt_open_url.php.

Full article titles (or adequate numbers of key article words) are essential to achieve the best functionality in linking to the article-level in LexisNexis.

A journal-level link is also available. This is used when only the journal title is available for linking (such as in the case when the journal is accessed via an A-Z list). This link drops the user into a guided search page on LexisNexis Academic, pre-populating the guided search page with the journal title as recorded by LexisNexis.

The type of link that SFX creates to LexisNexis simulates a search in the LexisNexis database. LexisNexis created and published an API (application programming interface) for outside applications, such as SFX, to transmit metadata to the LexisNexis database and look up articles the same way a user might, using the LexisNexis Web search interface.

Current Linking Caveats

Certain types of links generate responses in LexisNexis, such as `This search has been interrupted because it will return more than 1,000 documents` (for a link utilizing ISSN/journal title, year, volume, issue, start page

- no article title) and No documents were found for your search (for a link utilizing ISSN/journal title, year, month and day - no article title).

The SFX KB team continues to refine the SFX target parser and to work with LexisNexis to minimize the occurrence of this response to the end user, although it should be noted that the LexisNexis Academic page provides a link to the home page which can be used to enter a new search. The SFX KB team welcomes feedback from customers who implement this in their libraries. We believe the API is a significant step forward in linking to the singular type of content available through LexisNexis.

Fallback Functionality

From the August revision we are not supporting the previous parser (LEXIS::UNIVERSE), because the journal codes required by the old parser are not the same as the current codes.

LEXIS_LIBRARY

TARGET_SERVICES: getFullTxt; getAbstract;

TARGET_PARSER: LEXIS::BUTTERWORTHS

TARGET_DISPLAYER: LEXIS::NEXIS

PARSE_PARAM of the target service:

url=http://www.lexisnexis.com

The default linking for Lexis_Library is by jkey and object type (11 types), which will bring the user to the appropriate search form, pre-populated with the journal title. Article-level linking is possible using the article title and date metadata (year, month, and day). All of these metadata values can be added or altered in the SFX menu using a unique Target Displayer that is used for this target.

The Lexis_Library target achieves the most accurate article link if, at a minimum, one of the following metadata elements is present for SFX to use:

- ISSN/journal title; year; article title (full/exact if possible)
- ISSN/journal title; year; month; day; article title

Full article titles (or adequate numbers of key article words) are essential to achieve the best functionality in linking to the article level in Lexis_Library.

Athens Users

For Athens users, there is another linking syntax ending with ats=t.

To enable linking for Athens users, enter the value `yes` as the value for the `ATHENS_ID` flag. See the following example:

Table 31. Athens Users

Flag Name	Value
<code>\$\$ATHENS_ID</code>	Yes

LIBRARY_OF_CONGRESS

TARGET_SERVICE: `getAuthorg`

PARSE_PARAM of the target service:

`url=http://catalog.loc.gov & exception=$$NEW_PLATFORM`

Note that the linking to the Library of Congress in the SFX KnowledgeBase has been modified in order to reflect the platform modification.

To enable the new linking syntax for the Library of Congress, enter the value "yes" in the `$$NEW_PLATFORM` flag at the target service level of the `LIBRARY_OF_CONGRESS` and `UNION_ALL_CATALOGUES` targets.

If the flag remains empty, the old linking syntax will operate.

LOCAL_CATALOGUE_BIBSYS

TARGET_SERVICE: `getHolding`

PARSE_PARAM of the target service:

`url=$$LOCAL_SERVER & issn_index=$$ISSN_INDEX & isbn_index=ISBN_INDEX & jtl_index=$$JOURNAL_TITLE_INDEX & btl_index=$$BOOK_TITLE_INDEX`

Examples of values to add to the user name/password table:

Table 32. LOCAL_CATALOGUE_BIBSYSs

Flag Name	Value
<code>\$\$LOCAL_SERVER</code>	<code>http://wgate.bibsys.no</code>
<code>\$\$ISSN_INDEX</code>	<code>Sn</code>
<code>\$\$ISBN_INDEX</code>	<code>Sn</code>
<code>\$\$JOURNAL_TITLE_INDEX</code>	<code>F0</code>
<code>\$\$BOOK_TITLE_INDEX</code>	<code>F0</code>

LOCAL_CATALOGUE_EXLIBRIS_VOYAGER

TARGET_SERVICE: getHolding

PARSE_PARAM of the target service:

```
url= $$LOCAL_SERVER & use_isbn_OR= $$USE_ISBN_OR &  
version= $$VERSION
```

Instructions:

- 1 Add your local server URL as a corresponding value to the `$$LOCAL_CATALOGUE_SERVER` in the user name/password table.
- 2 If your Voyager OPAC version is Voyager 7.0.x and later, set the `$$VERSION` flag to `Voyager7`. Otherwise leave it empty.
- 3 If your Voyager OPAC does not support Boolean/Or searches of ISBNs and the Related Book Services feature has been enabled in SFX, set the parameter `$$USE_ISBN_OR` to `N`.

When the `$$USE_ISBN_OR` parameter is empty or set to `Y`, Boolean/Or searches are performed when related ISBNs are available in the SFX Context Object.

For further information regarding Related Book Services and SFX, refer to the **Using Related Book Services** section of the *SFX General User's Guide*.

TARGET_SERVICE: getAuthor

PARSE_PARAM of the target service:

```
url= $$LOCAL_SERVER & version= $$VERSION
```

Search the Voyager OPAC for records written by the same author. This is available only for Voyager version 7.0.x and later.

To search the Voyager OPAC:

- 1 Add your local server URL as a corresponding value to the `$$LOCAL_CATALOGUE_SERVER` in the user name/password table.
- 2 Set the `$$VERSION` flag to `Voyager7`.

LOCAL_CATALOGUE_EPIXTECH_HORIZON

TARGET_SERVICE: getHolding

PARSE_PARAM of the target service:

```
url= $$LOCAL_CATALOGUE_SERVER
```

Add your local server URL as a corresponding value to the `$$LOCAL_CATALOGUE_SERVER` flag name in the user name/password table. Refer to the **Linking Parameters** section in the *SFX General User's Guide* for additional information.

LOCAL_CATALOGUE_EPIXTECH_IPAC

TARGET_SERVICE: getHolding

This target works for the two IPAC software versions (version 1 and version 2).

- Parse_param field information for version 1 IPAC catalogs:

PARSE_PARAM of the target service:

```
url=$$LOCAL_SERVER &
version=1
```

- Parse_param field information for version 2 IPAC catalogs:

PARSE_PARAM of the target service:

```
url=$$LOCAL_SERVER &
version=$$IPAC_VERSION &
issn_index=$$ISSN_INDEX &
isbn_index=$$ISBN_INDEX &
jtl_index=$$JOURNAL_TITLE_INDEX &
btl_index=$$BOOK_TITLE_INDEX
profile=$$PROFILE
```

The following are examples of values to add to the user name/password table:

Table 33. LOCAL_CATALOGUE_EPIXTECH_IPACs

Flag Name	Value
<code>\$\$LOCAL_SERVER</code>	http://ipac.lib.uchicago.edu
<code>\$\$IPAC_VERSION</code>	2
<code>\$\$ISSN_INDEX</code>	SSNP
<code>\$\$ISBN_INDEX</code>	ISBN
<code>\$\$JOURNAL_TITLE_INDEX</code>	.TI
<code>\$\$BOOK_TITLE_INDEX</code>	.JK
<code>\$\$PROFILE</code>	Pub

LOCAL_CATALOGUE_EPIXTECH_NOTIS

TARGET_SERVICE: getHolding

PARSE_PARAM of the target service:

url= \$\$LOCAL_CATALOGUE_SERVER

Add your local catalog server URL as a corresponding value to the \$\$LOCAL_CATALOGUE_SERVER flag name in the user name/password table. Refer to the **Linking Parameters** section in the *SFX General User's Guide* for additional information.

LOCAL_CATALOGUE_EX_LIBRIS_ALEPH

url= \$\$LOCAL_ALEPH_URL &

database= \$\$ALEPH_DATABASE&

issn_index= \$\$ISSN_INDEX&

isbn_index= \$\$ISBN_INDEX&

jtl_index= \$\$JOURNAL_TITLE_INDEX&

btl_index= \$\$BOOK_TITLE_INDEX &

version= \$\$ALEPH_VERSION &

author_index= \$\$AUTHOR_INDEX &

language= \$\$LNG &

dual_isbn= \$\$DUAL_ISBN &

longest_words_search= \$\$LONGEST_WORDS_SEARCH &

filtered_title_search= \$\$FILTERED_TITLE_SEARCH

isbn_13= \$\$ISBN_13

Examples of values to add to the user name/password table:

Table 34. LOCAL_CATALOGUE_EX_LIBRIS_ALEPH

Flag Name	Value
\$\$LOCAL_ALEPH_URL	http://cat.lib.university.edu:4545
\$\$ALEPH_DATABASE	usm01 (variable depending on the name of the Aleph database)
\$\$ISSN_INDEX	022 (variable depending on the index name)
\$\$ISBN_INDEX	020 (variable depending on the index name)
\$\$JOURNAL_TITLE_INDEX	jti (variable depending on the index name)

Table 34. LOCAL_CATALOGUE_EX_LIBRIS_ALEPH

Flag Name	Value
\$\$BOOK_TITLE_INDEX	bti (variable depending on the index name)
\$\$VERSION	<p>ALEPH_18 -or- ALEPH_17 -or- ALEPH_16 -or- ALEPH_15_2 -or- ALEPH_14_2_FRAMELESS -or- ALEPH_14_2 -or- ALEPH_14_1</p> <hr/> <p>IMPORTANT: From Aleph 18 and later, ALEPH_18 must be used.</p> <hr/> <p>NOTE: The value ALEPH_14_2_FRAMELESS should be used for Aleph 14.2 frameless catalogs.</p>
\$\$AUTHOR_INDEX	wau (variable depending on the index name)
\$\$LNG	<p>ENG</p> <hr/> <p>NOTE: This is an optional field. Possible values are MARC standard language codes.</p>
\$\$DUAL_ISBN	<p>1</p> <p>This flag should be defined to configure SFX to send both ISBN 10 and ISBN 13 to Aleph, if both exist.</p>
\$\$LONGEST_WORDS_SEARCH	(For ALEPH 15 and up) Setting this flag to <i>yes</i> causes the parser to send only the longest title/author words to be searched in Aleph. This change does not affect ISSN/ISBN searches.
\$\$FILTERED_TITLE_SEARCH	<p>Setting this flag to <i>yes</i> causes the parser to change titles in the following ways:</p> <ul style="list-style-type: none"> ■ Sstatements of responsibility are removed. ■ Punctuation from titles are removed. As a result, titles that do not contain any Latin letters are not sent. ■ Edition statements are removed from book titles

Table 34. LOCAL_CATALOGUE_EX_LIBRIS_ALEPH

Flag Name	Value
\$\$ISBN_13	Set this flag to <i>yes</i> to configure SFX to send ISBN 13 to Aleph.

LOCAL_CATALOGUE_INNOVATIVE_INNOPAC

TARGET_SERVICE: getHolding
 url=\$\$LOCAL_CATALOGUE_SERVER &
 issn_index=\$\$ISSN_INDEX&
 isbn_index=\$\$ISBN_INDEX&
 jtl_index=\$\$JOURNAL_TITLE_INDEX&
 btl_index=\$\$BOOK_TITLE_INDEX & remove_prefix_sw =
 \$\$REMOVE_PREFIX_SW

The following are examples of user name/password table values to correspond with each flag name:

Table 35. LOCAL_CATALOGUE_INNOVATIVE_INNOPACs

Flag Name	Value
\$\$LOCAL_CATALOGUE_SERVER	<ul style="list-style-type: none"> ■ For Millennium users: http://cat.lib.university.edu/search~S ■ For Sierra users: http://cat.lib.university.edu/search~S1
\$\$ISSN_INDEX	i
\$\$ISBN_INDEX	i
\$\$JOURNAL_TITLE_INDEX	t
\$\$BOOK_TITLE_INDEX	t
\$\$REMOVE_PREFIX_SW	yes

NOTE:

The default threshold of the target service allows for ISSN and ISBN, as well as journalTitle and bookTitle searches in your OPAC:

```
$obj->need('ISBN') || $obj->need('ISSN') || $obj->
need('bookTitle') || $obj->need('journalTitle') || $obj->
need('@abbrevTitle')
```

LOCAL_CATALOGUE_PICA

TARGET_SERVICE: getHolding

PARSER field: PICA::PICA

Encoding: The character set for this target is set to `utf8` in the target level.

This target works with the two PICA software versions (version 3 and version 4) and takes into account the differences between the Dutch and German version 3.

Parse_param Field Information for Version 3 PICA Catalogs

```
url=${LOCAL_PICA_URL} &
database=${PICA_DATABASE} &
cmd=${SEARCH_COMMAND} &
version=${PICA_VERSION} &
issn_index=${ISSN_INDEX} &
isbn_index=${ISBN_INDEX} &
jtl_index=${JOURNAL_TITLE_INDEX} &
btl_index=${BOOK_TITLE_INDEX} &
au_index=${AUTHOR_INDEX}
```

NOTE:

In the user name/password table for this target, for the `SEARCH_COMMAND` flag name, enter `f` for German versions of PICA, and `zoe` for Dutch versions of PICA.

The following table lists examples of username/password values for each flag name:

Table 36. LOCAL_CATALOGUE_PICA Example #1

Flag Name	Value
<code>LOCAL_PICA_URL</code>	http://lbs.leidenuniv.nl
<code>PICA_DATABASE</code>	BES1.SYS8
<code>SEARCH_COMMAND</code>	zoe
<code>PICA_VERSION</code>	3
<code>ISSN_INDEX</code>	1007
<code>ISBN_INDEX</code>	1007
<code>JOURNAL_TITLE_INDEX</code>	4

Table 36. LOCAL_CATALOGUE_PICA Example #1

Flag Name	Value
\$\$BOOK_TITLE_INDEX	4
\$\$AUTHOR_INDEX	1004

Table 37. LOCAL_CATALOGUE_PICA Example #2

Flag Name	Value
\$\$LOCAL_PICA_URL	http://opc.uva.nl
\$\$PICA_DATABASE	BES1.SYS8
\$\$SEARCH_COMMAND	zoe
\$\$PICA_VERSION	3
\$\$ISSN_INDEX	ISS
\$\$ISBN_INDEX	ISS
\$\$JOURNAL_TITLE_INDEX	8063
\$\$BOOK_TITLE_INDEX	3
\$\$AUTHOR_INDEX	1004

The following are examples of URLs created by the parser:

- <http://opc.uva.nl/cgi-bin/nph-wwwp3?DB=BES1.SYS8&EXT=ON&CMD=zoe+ISS+0006-4971>
- <http://opc.uva.nl/cgi-bin/nph-wwwp3?DB=BES1.SYS8&EXT=ON&CMD=zoe+ISB+3-540-05803-6>

The following are examples of user name/password table values to correspond with each flag name for version 4 of PICA:

Table 38. LOCAL_CATALOGUE_PICA Example #3

Flag Name	Value
\$\$LOCAL_PICA_URL	http://picarta.pica.nl
\$\$PICA_VERSION	4
\$\$ISSN_INDEX	8
\$\$ISBN_INDEX	7
\$\$JOURNAL_TITLE_INDEX	5
\$\$BOOK_TITLE_INDEX	4

Table 38. LOCAL_CATALOGUE_PICA Example #3

Flag Name	Value
\$\$AUTHOR_INDEX	1004

Table 39. LOCAL_CATALOGUE_PICA Example #4

Flag Name	Value
\$\$LOCAL_PICA_URL	http://www.ub.rug.nl:9090
\$\$PICA_VERSION	4
\$\$ISSN_INDEX	8
\$\$ISBN_INDEX	7
\$\$JOURNAL_TITLE_INDEX	4
\$\$BOOK_TITLE_INDEX	4
\$\$AUTHOR_INDEX	1004

The following are examples of URLs created by the parser:

- <http://picarta.pica.nl/CMD?ACT=SRCHA&IKT=8&TRM=0003-9861>
- <http://picarta.pica.nl/CMD?ACT=SRCHA&IKT=7&TRM=0-306-77523-9>
- <http://picarta.pica.nl/CMD?ACT=SRCHA&IKT=4&TRM=Famous%20modern%20Negro%20musicians>
- <http://www.ub.rug.nl:9090/CMD?ACT=SRCHA&IKT=8&TRM=0006-4971>
- <http://www.ub.rug.nl:9090/CMD?ACT=SRCHA&IKT=4&TRM=bloote%20oog>
- <http://www.ub.rug.nl:9090/CMD?ACT=SRCHA&IKT=7&TRM=0-309-02576-1>

TARGET_SERVICE: getAuthor

PARSER field: PICA::PICA

PARSE_PARAM of the target service:

url=\$\$LOCAL_PICA_URL &

version=\$\$PICA_VERSION &

au_index=\$\$AUTHOR_INDEX

The following are examples of user name/password table values to correspond with each flag name of PICA:

Table 40. LOCAL_CATALOGUE_PICA

Flag Name	Value
\$\$LOCAL_PICA_URL	https://opac.ub.uni-greifswald.de/DB=1/SET=9/TTL=1/CMD
\$\$PICA_VERSION	4
\$\$AUTHOR_INDEX	1004

LOCAL_CATALOGUE_RICOH_LIMEDIO

TARGET_SERVICE: getHolding

PARSE_PARAM of the target service:

url= \$\$CATALOGUE_SERVER &

language= \$\$LANGUAGE_CODE

The following is an example of a flag name and corresponding value in the user name/password table:

Table 41. LOCAL_CATALOGUE_RICOH_LIMEDIO

Flag Name	Value
\$\$CATALOGUE_SERVER	http://cat.lib.university.edu
\$\$LANGUAGE_CODE	eng

LOCAL_CATALOGUE_SIRSI_DRA_WEB2

PARSE_PARAM of the target service:

url= \$\$LOCAL_CATALOG_SERVER &

issn_index= \$\$ISSN_INDEX & isbn_index= \$\$ISBN_INDEX &

jtl_index= \$\$JTL_INDEX &

btl_index= \$\$BTL_INDEX

Add your local catalog server URL and index information as corresponding values to the \$\$LOCAL_CATALOG_SERVER and \$\$INDEX flag names in the user name/password table.

LOCAL_CATALOGUE_SIRSI_DYNIX_ENTERPRISE

TARGET_SERVICE: getHolding

PARSE_PARAM of the target service:

host= \$\$CATALOG_SERVER & language= \$\$LANGUAGE & idcat= \$\$IDCAT

Add your catalog server URL as corresponding value to the \$\$CATALOG_SERVER flag in the Linking Parameters table.

Add a language code as a corresponding value to the \$\$LANGUAGE flag in the Linking Parameters table.

Add a catalog code to the \$\$IDCAT flag in the Linking Parameters table if your expected URL does NOT begin with \$\$CATALOG_SERVER/client/embedded.search/default?. If your expected URL does not use default, insert the expected word in the \$\$IDCAT flag. For example, in order to get to \$\$CATALOG_SERVER/client/embedded.search/OPAC?, insert OPAC in the \$\$IDCAT flag. If the \$\$IDCAT flag is empty the value that is used is default.

The following are the language codes and their corresponding languages and countries:

Table 42. Language Codes

Language Code	Language	Country
en_US	English	United States
ca_ES	Catalan	Spain
zh_CN	Chinese	China
zh_TW	Chinese	Taiwan
en_GB	English	United Kingdom
fr_CA	French	Canada
fr_FR	French	France
de_DE	German	Germany
pt_BR	Portuguese	Brazil
es_CL	Spanish	Chile
es_CO	Spanish	Colombia
es_ES	Spanish	Spain

LOCAL_CATALOGUE_SIRSI_UNICORN

TARGET_SERVICE: getHolding

PARSE_PARAM of the target service:

user_id = \$\$USERNAME&

host = \$\$CATALOG_SERVER

Add your user name and catalog server URL as corresponding values to the \$\$USERNAME and \$\$ CATALOG_SERVER flag names in the user name/password table. Refer to the **Linking Parameters** section in the *SFX General User's Guide* for additional information. If you are using ISBN 13 in the catalogue, setting *yes* in the \$\$ISBN 13 flag allows sending ISBN 13 instead of ISBN 10 in the TargetURL

Table 43. LOCAL_CATALOGUE_SIRSI_UNICORN

Flag Name	Value
\$\$CATALOG_SERVER	your catalogue server
\$\$ISBN13	yes
\$\$USERNAME	your username
\$\$VERSION	the catalogue version

LOCAL_CATALOGUE_SISIS

TARGET_SERVICE: getHolding

PARSE_PARAM of the target service:

version=\$\$VERSION &

baseurl=\$\$BASEURL &

port=\$\$PORT &

login=\$\$LOGIN &

dbase=\$\$DBASE &

lang=\$\$LANG &

isbn=\$\$ISBN &

issn=\$\$ISSN &

title=\$\$TITLE &

author=\$\$AUTHOR &

year=\$\$YEAR

The following are examples of values to add to the user name/password (user parameter) table:

Table 44. LOCAL_CATALOGUE_SISIS

Flag Name	Value
\$\$VERSION	A30 / A20
\$\$BASEURL	The base URL
\$\$PORT	Index value (only for version A20)
\$\$LOGIN	
\$\$DBASE	Index value (only for version A20)
\$\$LANG	The language (for example "de")
\$\$ISBN	Index value
\$\$ISSN	Index value
\$\$TITLE	Index value
\$\$AUTHOR	Index value
\$\$YEAR	Index value

Index value is the index that identifies the flag name in the SISIS catalog at the customer site.

For example, `$$ISBN=333` means that index number 333 represents the ISBN in the SISIS catalog at the customer site.

LOCAL_CATALOGUE_TALIS_PRISM

TARGET_SERVICE: getHolding

Target Parser: CAPITA::prism

PARSE_PARAM of the target service:

`url=http://capitadiscovery.co.uk & code=$$INST_CODE.`

Add your library code as a corresponding value to the `$$INST_CODE` flag in the user L/P table.

LOCAL_CATALOGUE_VTLS

TARGET_SERVICE: getHolding

PARSE_PARAM of the target service:

```
url= $$LOCAL_CATALOG_SERVER
```

Add your catalog server URL as a corresponding value to the `$$LOCAL_CATALOGUE_SERVER` flag name in the user name/password table. Refer to the **Linking Parameters** section in the *SFX General User's Guide* for additional information.

LOCAL_CATALOGUE_VUFIND

```
TARGET_SERVICE:getHolding
```

Add the complete base URL of your VUFind server in the L/P flag, without a slash (/) at the end. The target has been configured to receive simple searches for titles and authors, as well as for ISSNs and ISBNs.

LOCAL_FEEDBACK

```
TARGET_SERVICE: getWebService
```

PARSE_PARAM of the target service:

```
url= $$LOCAL_SERVER/ $$INSTANCE/cgi/public/feedback.cgi &
```

```
email= $$YOUR_EMAIL_ADDRESS
```

Add your e-mail address, server URL, and instance name in the corresponding fields of the user name/password table for this target.

This target also requires:

- A CGI script called `feedback.cgi`, which is located in the `/exlibris/sfx_ver/sfx_version_3/instance/cgi/public` directory. This CGI script is a template and needs to be renamed before it is used. Otherwise, local changes to this script are overwritten during the update procedure.

The CGI script does not need to reside on the SFX server and can be adapted to suit local needs. For consortia or institutions using multiple SFX instances, it is recommended to have different CGI scripts for each SFX instance.

- Several HTML files located in the `/exlibris/sfx_ver/sfx_version_3/instance/templates/targets/feedback` directory: `feedback.tpl`, `msgerr.tpl`, and `msgsent.tpl`.

For consortia or institutions using multiple SFX instances, it is advisable to have different copies of these HTML files for each instance (to allow customization of the HTML files for each instance). If the HTML files are renamed or moved to a different directory, the CGI script needs to be edited to reflect this change.

IMPORTANT:

SFX Help cannot provide support for locally customized files. If you are not familiar with HTML and cgi scripting, obtain local help and leave sufficient time for experimentation and correction of your files.

The Feedback target is currently set up as a UTF-8 target. It is possible to change the character set – for example, to latin1. (We recommend making this change only if the e-mail client of the person receiving this message is not able to handle UTF-8 characters.)

To change the character set:

- 1 In KB Manager: Enter `latin1` in the **Character Set** field of the `LOCAL_FEEDBACK` target Edit window.
- 2 In the file `/exlibris/sfx_ver/sfx_version_3/instance/cgi/public/feedback.cgi`, change:

```
my $charset = 'UTF-8';
```

to:

```
my $charset = 'latin1';
```

It is also possible to use other character sets. A complete list of character set values can be found at <http://www.iana.org/assignments/character-sets>.

LOCKSS/LOCKSS

TARGET_PARSER: LOCKSS::LOCKSS

PARSE_PARAM field of the TARGET_SERVICE: `url=$$HOST & port=$$PORT`

The LOCKSS target points to an institution's local LOCKSS repository. Links include the host and port of the institution's LOCKSS box.

Enter the `host:port` of your LOCKSS box as the linking parameters (L/P) of the target service.

LONGWOODS_PUBLISHING/Longwoods Publishing

TARGET_SERVICE: `getFullTxt`

TARGET_PARSER: LONG::WOOD

PARSE_PARAM of the target service:

url=http://www.longwoods.com & ipauth=\$\$IPAUTH

URL Structure for the LONGWOODS_PUBLISHING Target:

Examples of linking using the *Object Healthcare Quarterly* (1710-2774), Object ID 111088199763458:

Journal level:

<base URL>/home.php?cat=<jkey>&pastissues=<jkey>

http://www.longwoods.com/home.php?cat=249&pastissues=249

If you are using IP authentication, type *yes* in the \$\$IPAUTH L/P flag. The Target parser uses different syntax when linking to this target.

<base URL> /include/

login_ent.php?cat=<jkey>&mode=ent_login&pastissues=<jkey>

http://www.longwoods.com/include/

login_ent.php?cat=249&mode=ent_login&pastissues=249 :

Table 45. LONGWOODS_PUBLISHING

Flag Name	Value
\$\$IPAUTH	yes

If the *jkey* is not available, the user is redirected to the fallback URL:

http://www.longwoods.com/home.php?cat=&pastissues=

MAKING_OF_AMERICA_CORNELL_BOOKS_FREE/ Making of America Cornell Books

TARGET_SERVICE: getFullTxt

TARGET_PARSER: MOA::MOA

PARSE_PARAM of the target service:

url=http://digital.library.cornell.edu & url1=http://digital.library.cornell.edu/m/moa/browse.html

Information needed in the Object Portfolio: In the PARSE_PARAM field, the following information needs to be filled out: *jkey=Fill_in_your_jkey_here*.

URL Structure for MAKING_OF_AMERICA_CORNELL_FREE Target:

For example: (ID 100000000236758)

jkey=scmo

When this *jkey* is available, the following URL is constructed:

<http://digital.library.cornell.edu/s/scmo/index.html>

If a jkey is not available, the user is redirected to the following URL:

<http://digital.library.cornell.edu/m/moa/browse.html>

MCGRAW_HILL_ACCESS_ENGINEERING/ McGraw-Hill's AccessEngineering

TARGET_SERVICE: getFullTxt

TARGET_PARSER: McGrawHill::ENGINEERING

PARSE_PARAM of the target service:

url=<http://www.accessengineeringlibrary.com>

LINKING_LEVEL: BOOK

PARSE_PARAM field of OBJECT_PORTFOLIO:

ID=\$ID & bkey=\$bkey.

URL Structure for the MCGRAW_HILL_ACCESS_ENGINEERING:

- Example of linking using *Switchmode Power Supply Handbook* ISBN 0-07-006719-8; Object ID 1000000000793603:

Book level:

<base URL>/html/viewbookdetails.asp?bookid=<\$bkey>&catid=<\$ID>

<http://www.accessengineeringlibrary.com/html/viewbookdetails.asp?bookid=2000aed7&catid=F>

- Example of linking using *Facility Piping Systems Handbook (2nd Edition)* ISBN 0-07-135877-3; Object ID 111056552532056:

Book level:

<base URL>/html/viewbookdetails.asp?bookid=<\$bkey>&catid=<\$ID>

<http://www.accessengineeringlibrary.com/html/viewbookdetails.asp?bookid=2000a9bc&catid=C>

MDCONSULT/MD Consult

TARGET_SERVICE: getFullTxt

PARSER: MDCONSULT::MDCONSULT

PARSE_PARAM of the target service:

url=<http://home.mdconsult.com> &

```
username=$$USERNAME &  
password=$$PASSWORD
```

The value `$$USERNAME` is the user name that your subscription has from MDCONSULT. The value `$$PASSWORD` is the password that your subscription has from MDCONSULT. The user name and password should be entered in the user name/password table.

MDCONSULT e-Books Collections

```
TARGET_SERVICE: getFullTxt  
PARSER: MDCONSULT::EBOOKS  
PARSE_PARAM of the target service:  
url=http://home.mdconsult.com &  
username=$$USERNAME &  
password=$$PASSWORD
```

The authentication procedure to the MDCONSULT E-books Collections is identical to the one described in the MDCONSULT section. See [MDCONSULT/MD Consult](#) on page 125 for instructions.

To enable linking for Athens users, enter `yes` as the value for the `ATHENS_ID` flag.

For example:

Table 46. MDCONSULT e-Books Collections

Flag Name	Value
<code>\$\$ATHENS_ID</code>	Yes

MEDICAL_JOURNALS/Medical Journals

```
TARGET_SERVICE: getFulltxt  
PARSER: MEDICAL::MEDICAL  
DISPLAYER: None  
PARSE_PARAM of the target service:  
url=http://www.medicaljournals.se
```

Some Object Portfolios have the value `exception=1` to indicate that an alternate linking syntax is used. Some Object Portfolios have the value `NoDOIArt=1` to indicate a lack of support for article-level linking using DOI for that journal.

METALIB_E_SHELF

TARGET_SERVICE: getReference

PARSER: METALIB::E_SHELF

DISPLAYER: METALIB::E_SHELF

PARSE_PARAM of the target service:

url=\$\$LOCAL_METALIB_SERVER/V?

Add the MetaLib server URL (and port if applicable) as a corresponding value to the \$\$LOCAL_METALIB_SERVER flag name in the user name/password table. Refer to the **Linking Parameters** section in the *SFX General User's Guide* for additional information.

For example:

Table 47. METALIB_E_SHELF

Flag Name	Value
\$\$LOCAL_METALIB_SERVER	http://www.metalib.com

MORGAN_AND_CLAYPOOL/Morgan & Claypool

TARGET_SERVICE: getFullTxt

PARSER: OUP::OSO

The information below is relevant for the following targets:

- MORGAN_AND_CLAYPOOL_BIOMEDICAL_ENGINEERING_COLLECTION_ONE
- MORGAN_AND_CLAYPOOL_BIOMEDICAL_ENGINEERING_COLLECTION_TWO
- MORGAN_AND_CLAYPOOL_COMPUTER_AND_INFORMATION_SCIENCE_COLLECTION
- MORGAN_AND_CLAYPOOL_ELECTROMAGNETICS_AND_ANTENNAS_COLLECTION_ONE
- MORGAN_AND_CLAYPOOL_GENERAL_ENGINEERING_TECHNOLOGY_AND_MATHEMATICS_COLLECTION
- MORGAN_AND_CLAYPOOL_SYNTHESIS_COLLECTION_ONE
- MORGAN_AND_CLAYPOOL_SYNTHESIS_COLLECTION_TWO
- MORGAN_AND_CLAYPOOL_BIOMEDICAL_ENGINEERING_COLLECTION_THREE

- MORGAN_AND_CLAYPOOL_LIFE_SCIENCES_COLLECTION_ONE
- MORGAN_AND_CLAYPOOL_SYNTHESIS_COLLECTION_THREE
- MORGAN_AND_CLAYPOOL_SYNTHESIS_COLLECTION_FOUR
- MORGAN_AND_CLAYPOOL_SIGNAL_PROCESSING_AND_COMMUNICATIONS_COLLECTION_ONE
- MORGAN_AND_CLAYPOOL_SIGNAL_PROCESSING_AND_COMMUNICATIONS_COLLECTION_TWO
- MORGAN_AND_CLAYPOOL_SIGNAL_PROCESSING_AND_COMMUNICATIONS_COLLECTION_THREE
- MORGAN_AND_CLAYPOOL_DIGITAL_CIRCUITS_COLLECTION_ONE
- MORGAN_AND_CLAYPOOL_DIGITAL_CIRCUITS_COLLECTION_TWO

PARSE_PARAM of the target service:

url=http://www.morganclaypool.com/doi/abs & url2=http://dx.doi.org

Information needed in the Object Portfolio:

In the PARSE_PARAM field, the following information needs to be filled out:

bkey=Fill_in_your_bkey_here.

URL Structure for MORGAN_AND_CLAYPOOL Targets

For example: (ISBN 1-59829-000-2)

bkey=10.2200/S00001ED1V01Y200508SPR001

When this Bkey is available, the following URL is constructed:

http://dx.doi.org/10.2200/S00001ED1V01Y200508SPR001

If a Bkey is not available, the user is redirected to the following URL:

http://www.morganclaypool.com/doi/abs

MyiLibrary/MyiLibrary

TARGER_PARSER: MyiLibrary::MyiLibrary

Information needed in the target service:

PARSE_PARAM of the target service:

url=http://lib.myilibrary.com/browse/open.asp & shib=\$\$SHIBBOLETH

Displayer: FT::NO_FILL_IN

Information needed in the Object Portfolio:

In the PARSE_PARAM field, unique key needs to be filled in.

URL Structure:

Example eISBN 0-07-067287-3:

Book level:

<http://lib.mylibrary.com/browse/open.asp?id=213207>

In order to link to MyiLibrary via Shibboleth, enter `yes` in the `$$SHIBBOLETH` flag.

URL structure through Shibboleth:

<http://lib.mylibrary.com/browse/open.asp?id=213207&entityid=<entity ID>>

Table 48. MyiLibrary

Flag Name	Value
\$\$SHIBBOLETH	yes

Nature/Nature

General Information

TARGET_SERVICE: getFullTxt

PARSER: NATURE::NATURE

Information needed in the target service:

For example - NATURE:

PARSE_PARAM of the target service:

url=http://www.nature.com

Information needed in the Object Portfolio:

In the PARSE_PARAM field, unique key needs to be filled in, and the journal title as presented in Nature.

URL Structure:

Example ISSN 1474-175X:

Object Portfolio Parse Param:

jkey=nrc & ltitle=Nature+Reviews+Cancer

- Journal level:

<http://www.nature.com/nrc/archive/index.html>

- Issue level:

<http://www.nature.com/nrc/journal/v10/n6/index.html>

- Article level:

<http://www.nature.com/openurl?volume=10&spage=383&issue=6&genre=article&title=Nature+Reviews+Cancer>

Article DOI syntax is available through CrossRef when DOI is available and one of the metadata parameters (year, volume, issue, spage) are missing.

For example:

<http://dx.doi.org/10.1038/nrc2862?nosfx=y>

Fallback URL:

<http://www.nature.com>

NESLI2_INSTITUTE OF PHYSICS_JOURNALS/NESLi2 Institute of Physics Journals

The Institute of Physics maintains two platforms for its journals.

- Option 1 accesses IOP Electronic Journals at <http://www.iop.org/EJ/>.
- Option 2 accesses the IOP Science platform.

NESLI2_INSTITUTE_OF_PHYSICS_JOURNALS_ OPTION_1/NESLi2 Institute of Physics Journals Option 1

TARGET_SERVICE: getFullTxt

TARGET_PARSER: IOP::IOP

PARSE_PARAM of the target service:

url1=<http://stacks.iop.org> & url2=<http://www.iop.org/EJ/UNREG/toc>

NESLI2_INSTITUTE_OF_PHYSICS_JOURNALS_ OPTION_2/NESLi2 Institute of Physics Journals Option 2

TARGET_SERVICE: getFullTxt

TARGET_PARSER: IOP::SCIENCE

PARSE_PARAM of the target service:

url1=http://iopscience.iop.org/

Linking to this target is generally based on the ISSN. In some cases, linking is based on the eISSN. In some cases, the eISSN is required for linking. In such cases, add `eis=1` in the `PARSE_PARAM` of the relevant Object Portfolio.

NEXIS_UK/Nexis UK

TARGET_SERVICES: getFullTxt, getSelectedFullTxt, getAbstract

TARGET_PARSER: NEXIS::uk

TARGET_DISPLAYER: FT::NO_FILL_IN

PARSE_PARAM of the target service:

url=http://www.lexisnexis.com/uk/nexis & athens_id=\$\$ATHENS_ID

Journal level linking is provided. NEXIS_UK portfolios use one jkey only. This link takes the user into a guided search page on Nexis UK, pre-populating the guided search page with the journal title.

NEXIS_UK Athens Users

For Athens users, there is another linking syntax ending with `ats=t`.

To enable linking for Athens users, enter the value `yes` as the value for the `ATHENS_ID` flag. For example:

Table 49. NEXIS_UK

Flag Name	Value
\$\$ATHENS_ID	yes

NUMDAM_FREE/Numdam

TARGET_SERVICE: getFullTxt

TARGET_PARSER: NUMDAM::NUMDAM

PARSE_PARAM of the target service:

url=http://www.numdam.org

The NUMDAM target provides linking to the journal, issue, or article level. Some NUMDAM journals are limited to journal-level linking only. This is indicated in the Linking Level field of the Object Portfolio.

The thresholds provided are of the widest range. Customers who are subscribed to NUMDAM journals for specific periods should add local thresholds limiting the availability period.

UNPAYWALL/oaDOI.org

TARGET_SERVICE: getFullTxt

PARSER: OADOI::oadoi

PARSE_PARAM of the target service: blank

THRESHOLD (global): \$obj->need('rft.doi') && \$obj->plugIn('oaDOI')

The meaning of this threshold is to suppress the target if:

- there is no DOI is available
- the item is not a journal article

UNPAYWALL is a service that checks if there is an open access version available for a given article and links to it if there is one. It does not have any portfolios and requires a DOI to be provided as part of the openURL request.

To use this service, the UNPAYWALL/oaDOI.org target Linking Parameters (L/P) should be updated to contain a local email address. The provided email is used by ImpactStory to track usage of the API and to contact you in case of any problems.

Note that this service is in beta. It is provided by the ImpactStory team (<https://impactstory.org/>). If you expect high load, it is advisable to contact the provider through the <http://unpaywall.org/> website.

NOTE:

To reduce traffic to the UNPAYWALL, a display logic rule is available that suppresses the UNPAYWALL link if there is full text from a publisher (non-aggregator) available. You can also change this setting to cover all full text to reduce traffic even further if you expect high usage.

OCLC_FIRSTSEARCH_ECO/OCLC FirstSearch ECO

TARGET_SERVICE: getFullTxt

PARSER: FirstSearch::FIRST

PARSE_PARAM of the target service:

url=<http://partneraccess.oclc.org/wcpa/servlet/OpenUrl?genre=article> &
sid=sfx &

fsautho=\$\$FSAUTHO & \$\$ART

The value for \$\$FSAUTHO is an optional authorization number that can be obtained from your OCLC representative. In most cases, it is not necessary, as OCLC targets authenticate by IP address.

If you want to use the article title for constructing inbound links to these databases, you must type *yes* in the target's \$\$ART field in the user name/password table. If there is no value in the user name/password table for this field, the target parser does not utilize any available article title in the target URL it builds for this database.

OPTICAL_SOCIETY_OF_AMERICA/Optics InfoBase

TARGET_SERVICE: getFullTxt

PARSER: OSA::OSA

PARSE_PARAM of the target service:

url=http://www.opticsinfobase.org

Information needed in the Object Portfolio:

In the PARSE_PARAM field, a URL and unique journal key (jkey) needs to be filled in:

url=http://ao.osa.org/browse.cfm & jkey=9

URL Structure for the target:

If a URL is available in the Object Portfolio, the user will be redirected to the Journal level:

http://ao.osa.org/browse.cfm/

If Jkey and volume are available, the URL is built to the volume level:

http://ao.osa.org/browse.cfm?strVol=48&journal=9

If Jkey, volume and issue are available, the URL is built to the Issue level:

http://ao.osa.org/issue.cfm?volume=48&issue=26

If Jkey, volume, issue and start page are available, the URL is built to the Article level:

http://www.opticsinfobase.org/abstract.cfm?URI=ao-48-26-5015

If a DOI is available, a link to article level is available through the DOI system.

If no specific attributes are available, a URL is constructed to the DataBase level:

http://www.opticsinfobase.org/

Ovid

The `PARSE_PARAM` field of this `TARGET_SERVICE` can be used in two different ways, depending on the authentication method used to access Ovid (either user name/password or IP authentication).

TARGET Parser: OVID::Journals

PARSE_PARAM of the target service:

`url=http://ovidsp.ovid.com &`

`user=$$USERNAME &`

`password=$$PASSWORD &`

`logout=$$LOGOUT &`

`ipauth=$$IPAUTH &`

`athens_id=$$ATHENS_ID &`

`db_code=ovft & shib=$$SHIBBOLETH`

(`db_code` is only an example; it varies depending on the target)

Object Portfolio parse param:

`jkey=$$jkey`

This is the same for the following targets:

- OVID_ADIS_INTERNATIONAL_COLLECTION
- OVID_ATLA_RDB
- OVID_JOURNALS_AT_OVID
- OVID_CINAHL
- OVID_LIPPINCOTT_WILLIAMS_AND_WILKINS_JOURNAL_LEGACY_ARCHIVE
- OVID_LIPPINCOTT_WILLIAMS_AND_WILKINS_TOTAL_ACCESS_COLLECTION
- OVID_PSYCARICLES
- OVID_PSYCINFO
- OVID_NURSING_COLLECTION_1

User Name and Password Authentication

Add your user name and password to the user name/password table, corresponding to the appropriate flag names. Add the user name to the

USERNAME parameter and the password to the PASSWORD parameter. In this case, there is no need to fill in the \$\$IPAUTH parameter.

Table 50. OVID

Flag Name	Value
\$\$PASSWORD	Add your password
\$\$USERNAME	Add your user name

IP Authentication

If your institution is authenticated by IP authorization, type *yes* in the IPAUTH parameter in the user name/password table for the appropriate Target_Service.

Table 51. IP Authentication

Flag Name	Value
\$\$IPAUTH	yes

Additionally, you can choose to use the logout option supported by OVID. By typing *yes* in the LOGOUT parameter in the user name/password table, you are ensuring that the LOGOUT element logs users out of OVID one minute after they display a page. This can help control license usage when accessing specific articles, which happens only when full text articles are retrieved and not for journal-level links. When the LOGOUT element is used, the following links do not appear in the OVID interface: **Previous in Issue, Main Search Page, Table of Contents, Next Issue, Full-Text Manager, and Help**. When the LOGOUT element is not enabled, once users click the link to OVID, they are logged on to a search session and must log off to end the session.

If you do not want to use the LOGOUT option, leave the LOGOUT field in the user name/password table blank and leave the `logout=$$LOGOUT` section in the `parse_param` field intact.

Table 52. No LOGOUT

Flag Name	Value
\$\$LOGOUT	yes

URL Structure for the Targets Using the OVID::Journals Parser

URL structure using L/P authentication mode:

- Journal level linking:

<url>/
ovidweb.cgi?ID=\$\$USERNAME&PASSWORD=\$\$PASSWORD&T=JS&AN=\$\$jkey&D=ovft&NEWS=N&MODE=ovid&PAGE=toc

For example:

AORN journal [ISSN 0001-2092]:

[http://ovidsp.ovid.com/
ovidweb.cgi?ID=exlib&PASSWORD=testing&T=JS&AN=00000703-
00000000-00000&D=ovft&NEWS=N&MODE=ovid&PAGE=toc](http://ovidsp.ovid.com/ovidweb.cgi?ID=exlib&PASSWORD=testing&T=JS&AN=00000703-00000000-00000&D=ovft&NEWS=N&MODE=ovid&PAGE=toc)

- Article level linking:

- Using Metadata:

<url>/
ovidweb.cgi?ID=\$\$USERNAME&CSC=Y&PASSWORD=\$\$PASSWORD
&SEARCH=<ISSN>.is+and+<volume number>.vo+and+<issue
number>.ip+and+<start
page>.pg&T=JS&FIGS=full&D=ovft&NEWS=N&PAGE=fulltext&LOGO
UT=y&MODE=ovid

For example:

The Freedom to Give: Time, Talent, and Treasure;

AORN Journal. 92(2):pp.129-131, August 2010:

[http://ovidsp.ovid.com/
ovidweb.cgi?ID=exlib&CSC=Y&PASSWORD=testing&SEARCH=0001-
2092.is+and+92.vo+and+2.ip+and+129.pg&T=JS&FIGS=full&D=ovft&NE
WS=N&PAGE=fulltext&LOGOUT=y&MODE=ovid](http://ovidsp.ovid.com/ovidweb.cgi?ID=exlib&CSC=Y&PASSWORD=testing&SEARCH=0001-2092.is+and+92.vo+and+2.ip+and+129.pg&T=JS&FIGS=full&D=ovft&NEWS=N&PAGE=fulltext&LOGOUT=y&MODE=ovid)

- Using DOI:

<url>/ovidweb.cgi?ID=\$\$USERNAME&CSC=Y&
PASSWORD=\$\$PASSWORD&SEARCH=<rft.doi>.di&T=JS&NEWS=N&
D=<db_code>&PAGE=fulltext&MODE=ovid

For example:

Pediatric research [0031-3998] yr:2007 vol:62 iss:4 pg:392

[http://ovidsp.ovid.com/
ovidweb.cgi?ID=exlib&CSC=Y&PASSWORD=testing&SEARCH=%2200
31-
3998%22.is+and+%2262%22.vo+and+%224%22.ip+and+%22392%22.pg&
T=JS&FIGS=full&D=ovft&NEWS=N&PAGE=fulltext&LOGOUT=y&MO
DE=ovid](http://ovidsp.ovid.com/ovidweb.cgi?ID=exlib&CSC=Y&PASSWORD=testing&SEARCH=%220031-3998%22.is+and+%2262%22.vo+and+%224%22.ip+and+%22392%22.pg&T=JS&FIGS=full&D=ovft&NEWS=N&PAGE=fulltext&LOGOUT=y&MODE=ovid)

URL structure using IP authentication mode:

- Journal level linking:

```
<url>/  
ovidweb.cgi?AN=<jkey>&checkipval=yes&T=JS&NEWS=N&D=ovft&PAGE  
=toc&MODE=ovid
```

For example:

Acta Physiologica Scandinavica [ISSN 0001-6772]:

<http://ovidsp.ovid.com/ovidweb.cgi?AN=00000191-000000000-00000&checkipval=yes&T=JS&NEWS=N&D=ovft&PAGE=toc&MODE=ovid>

- Article level linking:

- Using Metadata:

```
<url>/  
ovidweb.cgi?CSC=Y&checkipval=yes&SEARCH=<ISSN>.is+and+<volu  
me number>.vo+and+<issue  
number>.ip+and+<spage>.pg&T=JS&FIGS=full&D=ovft&NEWS=N&PA  
GE=fulltext&MODE=ovid&LOGOUT=y
```

For example:

A mutation of ion-conducting pore without effect on ion selectivity of the sodium channel.

Acta Physiologica Scandinavica. 185(4): p. 257, December 2005

<http://ovidsp.ovid.com/ovidweb.cgi?CSC=Y&checkipval=yes&SEARCH=0001-6772.is+and+185.vo+and+4.ip+and+257.pg&T=JS&FIGS=full&D=ovft&NEWS=N&PAGE=fulltext&MODE=ovid&LOGOUT=y>

- Using DOI:

```
<url>/  
ovidweb.cgi?CSC=Y&SEARCH=<rft.doi>.di&T=JS&NEWS=N&D=<db_c  
ode>&PAGE=fulltext&MODE=ovid
```

For example:

The New England journal of medicine [0028-4793] yr:2010 vol:363 iss:20 pg:1885

[http://ovidsp.ovid.com/ovidweb.cgi?CSC=Y&checkipval=yes&SEARCH="10.1056/NEJMp1006189".di&T=JS&FIGS=full&NEWS=N&D=ovft&PAGE=fulltext&LOGOUT=y&MODE=ovid](http://ovidsp.ovid.com/ovidweb.cgi?CSC=Y&checkipval=yes&SEARCH=)

Configuring the Automated Localization of the Ovid Targets

You can configure the automated localization of the Ovid targets.

NOTE:

The following configuration is not currently supported in Alma.

To configure the automated localization of the Ovid targets:

- 1 Set up is required on the Ovid side before the automated download of holdings information can work. Contact Ovid Customer Support (support@ovid.com) and request:
 - A Web user account and password
 - That they enable the Ovid group for the KBART API
- 2 Check the Web user name, password, and OvidGroup received from Ovid Customer Support by executing the following URL:

<https://charlotte.ovid.com:8443/OrionAPI/rest/Reporting/KBARTHoldings/{OvidGroup}?UserName={username}&Password={password}>

The URL should return a tab-limited KBART file similar to the following (magnify to read):

```
publication_title      print_identifier      online_identifier      data_file_name_online  num_file_vol_online  num_file_issue_online  data_lang_issue_online  num_lang_vol_online  num_lang_issue_online
#Milwake Clinical Consult 2009, The  978-0-7817-7937-9      http://ovidsp.ovid.com/ovidweb.cgi?7=7818E9#mac3C=V18AD#booktextID=bookID#1137124888
#Milwake Clinical Consult 2009, The  978-0-7817-7937-9      http://ovidsp.ovid.com/ovidweb.cgi?7=7818E9#mac3C=V18AD#booktextID=bookID#1137124888
#Milwake Infectious Disease Consult  978-0-4853-0734-6      http://ovidsp.ovid.com/ovidweb.cgi?7=7818E9#mac3C=V18AD#booktextID=bookID#1137124888
#Milwake Obstetrics & Gynecology Consult, The  978-0-7817-6942-6      http://ovidsp.ovid.com/ovidweb.cgi?7=7818E9#mac3C=V18AD#booktextID=bookID#1137124888
#Milwake Orthopedic Consult  978-0-7817-8971-3      http://ovidsp.ovid.com/ovidweb.cgi?7=7818E9#mac3C=V18AD#booktextID=bookID#1137124888
#Milwake Pediatric Consult, The  978-0-7817-7977-9      http://ovidsp.ovid.com/ovidweb.cgi?7=7818E9#mac3C=V18AD#booktextID=bookID#1137124888
#Milwake Sports Medicine Consult  978-0-7817-3045-7      http://ovidsp.ovid.com/ovidweb.cgi?7=7818E9#mac3C=V18AD#booktextID=bookID#1137124888
```

NOTE:

Ovid Customer Support do not know the Web user password and are not able to test the URL. If the URL returns the following error message, contact Ovid Customer Support (support@ovid.com):

```
{ "_retVal": "", "_errors": [ { "_errorMsg": "ERROR condition: This is not a valid group for your login (7211)", "_errorNum": 2036 } ] }
```

- 3 After the test is successful, place the OvidGroup, Web user name, and password from Ovid in the following configuration file together with the email address of the SFX administrator:

config/ovid_autoloader.config_

NOTE:

For consortia customers, where each institution receives a separate user name and password from Ovid, the program can be set up to work with multiple holdings files per instance (one per institute), each with separate credentials. More information about this setup can be found in the *Using SFX in a Consortium Environment* document.

- 4 In KBManager, activate the following two dedicated targets and their getFullTxt target services:
 - OVID_AUTOLOAD_JOURNALS
 - OVID_AUTOLOAD_BOOKS
- 5 If manually activated Ovid targets are currently in use in the SFX KB, activate the following display logic rule:

```
If available: OVID_AUTOLOAD getFullTxt  
Do not show: OVID_SD getFullTxt
```

This rule prevents duplicate Ovid targets from being displayed in the SFX menu during the transition period.
- 6 Run the Ovid autoloader option from ServerAdmin Utility and set up a scheduled task to run the autoloader option once a month, either per local instance or via the Centralized Management of Maintenance Tasks option.

NOTE:

For more information, see the **Ovid Autoloader** section of the *SFX System Administration Guide*.

- 7 If manually activated Ovid targets are currently in use in the SFX KB:
 - a Use the Collection tool (**SFXAdmin > KBTools > Collection tool**) to compare the activation and thresholds between the new autoloader targets and previously manually activated targets. This allows you to check that all activations are now in place in the new dedicated Ovid targets.
 - b Deactivate the old, manually activated targets and portfolios

The following are example configurations:

- The following is a general configuration that applies to all configured institutes.

email – email addresses to which the report should be sent for a scheduled run. More than one email can be specified, separated by a comma (,).

```
Section "general"  
email ""  
EndSection
```

- The following is a default configuration used if there are no separate authentications per institute.

active – indicates if the process is run through the centralized job manager (0|1).

username, password, ovid_group – the specific institute’s authentication

```
Section "institutional_authentication"  
active 0  
username "<institutional_authentication>"  
password "<institutional_authentication>"  
ovid_group "<institutional_authentication>"  
EndSection
```

- The following is an example of a configuration per institute. Use this section if Ovid provides a separate `institutional_authentication` per institute. For each institute, create a new section where the institute name is appended to the section name.

active – indicates if the process will be run through the centralized job manager (0|1)

username, password, ovid_group – the specific institute’s authentication

```
Section "institutional_authentication_<institute_name>"  
active 0  
username "<institutional_authentication>"  
password "<institutional_authentication>"  
ovid_group "<institutional_authentication>"  
EndSection
```

JOURNALS_OVID and Athens/Shibboleth

If you are an Athens user, the `parse_param` for `JOURNALS_OVID` should include the `$$ATHENS_ID` flag with the value `yes`. In order to link via Shibboleth to Ovid targets, enter `yes` in the `$$SHIBBOLETH` flag. Note that while using Shibboleth authenticating mode, there is no need to upload your institution password and user name with flags.

Alma customers should insert the institutional entity ID value in the `$$U_SHIBBOLETH` flag.

In order to invoke SAML2 Shibboleth functionality, enter `new` in the `$$SHIBBOLETH` flag.

Table 53. JOURNALS_OVID and Athens

Flag Name	Value
<code>\$\$ATHENS_ID</code>	yes
<code>\$\$SHIBBOLETH</code>	yes OR new

Table 53. JOURNALS_OVID and Athens

Flag Name	Value
\$\$U_SHIBBOLETH	entityID

OVID_COCHRANE_DATABASE_OF_SYSTEMATIC_REVIEWS/Ovid Cochrane Database of Systematic Reviews

This target uses a different parser than other OVID targets. Linking is either to the database selection page or to the article level. The article title may be added or altered in the SFX menu.

OVID_LIPPINCOTT_WILLIAMS_AND_WILKINS/Ovid Lippincott Williams & Wilkins

TARGET Parser: OVID::books or OVID::journals

PARSE_PARAM of the target service:

url=http://ovidsp.ovid.com &

user=\$\$USERNAME &

password=\$\$PASSWORD &

ipauth=\$\$IPAUTH &

athens_id=\$\$ATHENS_ID

For a more detailed explanation on filling out the flags values, refer to the description given in [Ovid](#) on page 134.

OXFORD_REFERENCE / Oxford Reference

TARGET Parser: OXFORD::Reference

PARSE_PARAM of the target service:

url=http://www.oxfordreference.com/view/10.1093/acref/ &

shib=\$\$SHIBBOLETH & u_shib=\$\$U_SHIBBOLETH

In order to link via Shibboleth to Oxford Reference targets, enter yes in the \$\$SHIBBOLETH flag.

Alma customers should also insert the institutional entity ID value in the \$\$U_SHIBBOLETH flag.

OXFORD_UNIVERSITY_PRESS / Oxford University Press

TARGET_SERVICE: getFullTxt

PARSER OUP::OUP

PARSE_PARAM of the target service: url=https://academic.oup.com & shib=\$\$SHIBBOLETH & u_shib=\$\$U_SHIBBOLETH

Add the value `yes` to the \$\$SHIBBOLETH flag in the linking parameters table to invoke Shibboleth authentication.

Alma users should place the institutional entity ID value in the \$\$U_SHIBBOLETH flag in the linking parameters table.

PROJECT MUSE/Project Muse

TARGET_SERVICES: getFullTxt

TARGET_PARSER: MUSE::MUSE

host1=http://muse.jhu.edu &

host2=http://muse.uq.edu.au &

choose_host=\$\$CHOOSE_HOST

The value for \$\$CHOOSE_HOST must be either 1 or 2 and must be filled out in the user name/password table for the Project MUSE target parser to function.

Project MUSE maintains two different sites, both running the same content:

<http://muse.jhu.edu> (USA)

<http://muse.uq.edu.au> (Australia)

Access to either Project Muse server is not dependent on where your SFX site is located.

You must choose one of these URLs to link to Project MUSE content. In the user name/password table, enter 1 to use <http://muse.jhu.edu> or 2 to use <http://muse.uq.edu.au>. In the event that the URL to which you normally connect experiences prolonged downtime, you can direct users to the alternate site by changing the number in the user name/password table.

PROQUEST DATABASES/ProQuest

PROQUEST_ABI_INFORM_GLOBAL

TARGET_SERVICES: getFullTxt, getAbstract

TARGET_PARSER: PROQUEST::OPEN

PARSE_PARAM of the target service:

url=http://gateway.proquest.com/openurl &

clientid=\$\$CLIENTID

The PROQUEST::OPEN parser employs an optional Client ID which can be entered in the user name/password table. The Client ID can be obtained from the ProQuest LAD (see: <http://training.proquest.com/trc/>). Note that Client ID is necessary for users in a merged services consortia environment. In other cases, the Client ID is not necessary for linking into ProQuest databases, but may enable additional services at ProQuest, depending on your institution's license with ProQuest.

The PROQUEST::OPEN linking-syntax authenticates via IP (certificates are not necessary). Information on ProQuest authentication is available at: <http://training.proquest.com/trc/techsupport/CascadingAuthentication.pdf>

For additional information, see the following Web page provided by ProQuest:

<http://training.proquest.com/trc/lad/>

PROQUEST_NEWSSTAND_NATIONAL_NEWSPAPERS

PROQUEST_NEWSSTAND_NATIONAL_NEWSPAPERS can be used by any institution that has a subscription to one of the three databases offered by ProQuest, with these names:

- PROQUEST_NEWSSTAND_NATIONAL_NEWSPAPERS (27)
- PROQUEST_NEWSSTAND_NATIONAL_NEWSPAPERS (9)
- PROQUEST_NEWSSTAND_NATIONAL_NEWSPAPERS (5)

Obviously, you should only activate those journals for which you have an active subscription. There are multiple object_portfolios for the same newspaper title in some cases. This is due to the fact that ProQuest sometimes applies a different jkey value for different ranges of years for the same newspaper title.

PROQUEST::APES.pm

PROQUEST_AMERICAN_PERIODICAL_SERIES

PROQUEST_HISTORICAL_NEWSPAPERS

These two targets use the `PROQUEST::APES` parser. Because they are historical, the indexing is different from what occurs with more modern material. The default level of linking is to the journal level. If you wish to employ the article title, which can allow linking to the article level, you need to enter `yes` in the user name/password table for the respective target services.

Test this carefully before introducing the article-level linking to your patrons. There is neither complete coverage for the material in these databases nor consistent indexing of the article titles between sources and targets.

PROQUEST DATABASES ON THE NEW PLATFORM

TARGET_SERVICES: `getFullTxt`

TARGET_PARSER: `PROQUEST::open`

PARSE_PARAM of the target service:

`url=http://gateway.proquest.com/openurl & clientid=$$CLIENTID`

For a description of the authentication processes enabled for ProQuest databases on the new platform, see [PROQUEST DATABASES/ProQuest](#) on page 143.

The logons that you received in the past for the LAD (Legacy Admin Module) work in the PAM (ProQuest Administrative Module).

You can access PAM at admin.proquest.com.

To invoke a Shibboleth connection, fill in the institution's ProQuest account ID as `$$CLIENTID` flag in the L/P section at the target service level. In addition setup in PAM is required.

NOTE:

When a link to the article is built without using an ISSN, the parameter `exception=1` is added to the object portfolio parse param field.

PROQUEST::SAFARI.pm

ProQuest Safari Online Book targets use a simple parser to reach the book level, using ISBN13 as the default ISBN format. The database does not support querying, so this is the deepest level of linking available. Enter your institution's UICODE (obtainable from ProQuest) in the SFX user name/password table.

NOTE:

In exceptional cases, when the use of ISBN-10 is required for linking to a book, the value `exception=1` is added as the object portfolio parse param.

ProQuest Dissertations & Theses

TARGET_SERVICE: getFullTxt

TARGET_PARSER: PROQUEST::Diss

PARSE_PARAM of the target service:

url=http://gateway.proquest.com

threshold: \$obj->need('rft.genre','eq','dissertation') || \$obj->get('rft_val_fmt') =~ /dissertation/

The parser uses the following parameters:

ISBN, year, genre, author, degree, title, client ID.

The service is not available for a specific object, but for every search. When clicking the **GO** button, SFX sends all the available parameters to ProQuest in order to reach the specific object.

PROQUEST_LITERATURE_ONLINE / ProQuest Literature Online

TARGET_SERVICE: getFullTxt

TARGET_PARSER: CHADWYCK::LITONL

PARSE_PARAM of the target service: url=http://gateway.proquest.com

The use of the CHADWYCK::LITONL target parser is due to historic reasons. Linking parameters are no longer necessary for this target parser.

PUBMED_CENTRAL/PubMed Central

PUBMED_CENTRAL_JOURNALS_FREE

PUBMED_CENTRAL_OPEN_ACCESS_FREE

TARGET_SERVICE: getFullTxt

PARSER PubMed::central

PARSE_PARAM of the target service:

url=http://www.ncbi.nlm.nih.gov

URL structure for the targets using the PubMed::central parser:

- Journal level linking:

<url>/pmc/ivip/rft.issn

For example:

Emerging infectious diseases [ISSN 1080-6040]

<http://www.ncbi.nlm.nih.gov/pmc/ivip/1080-6040>

- Article level linking:

<url>/pmc/ivip/<rft.issn>/<volume number>/< issue number>/<start page>/

For example:

Packaging recombinant DNA molecules into bacteriophage particles in vitro.

Proceedings of the National Academy of Sciences of the United States of America [ISSN 0027-8424] Hohn yr:1977 vol:74 iss:8 pg:3259 -63

<http://www.ncbi.nlm.nih.gov/pmc/ivip/0027-8424/74/8/3259/>

TARGET_SERVICE: getSelectedFullTxt

PARSER Bulk::BULK

Journal level linking only.

QUOSA / Quosa

TARGET_SERVICE: getDocumentDelivery

TARGET_PARSER: quosa::quosa

Global PARSE_PARAM of the target service is empty.

To use this target, add `url=<Quosa DocumentDelivery URL>` to your local parse param. This URL should be provided to you by Quosa. Without a local parse param, this target will not function.

ROYAL_COLLEGE_OF_NURSING_RCNI_JOURNALS /Royal College of Nursing (RCNi) Journals

ROYAL_COLLEGE_OF_NURSING_RCNI_JOURNALS

TARGET_SERVICE: getFullTxt

PARSER ASCE::RCNI

PARSE_PARAM of the target service: `url=http://journals.rcni.com & shib=$$SHIBBOLETH & u_shib=$$U_SHIBBOLETH`

Add the value `yes` to the `$$SHIBBOLETH` flag in the Linking Parameters table to invoke Shibboleth authentication.

Alma users should place the institutional entity ID value in the `$$U_SHIBBOLETH` flag in the Linking Parameters table.

REFWORKS_EXPORT_TOOL/

TARGET_SERVICE: getReference

PARSE_PARAM of the target service:

refworksurl=http://www.refworks.com/express/ExpressImport.asp &

providerid = \$\$PROVIDERID &

shiburl = https://www.refworks.com/RWShibboleth/

ShibbolethAuthenticate.asp & exporturl=\$\$LOCAL_SFX_SERVER/

\$\$SFX_INSTANCE/cgi/public/refworks.cgi

Add your local SFX server URL and instance name as corresponding values to the \$\$LOCAL_SFX_SERVER and \$\$SFX_INSTANCE flag names in the user name/password table.

This target also requires a CGI script called `refworks.cgi`, which is located in the `/exlibris/sfx_ver/sfx_version_3/<instance>/cgi/public` directory. No local changes need to be made to this CGI script.

In order to link to REFWORKS via Shibboleth fill in your provider ID in the \$\$PROVIDERID flag. The value can be either the IDP URL formatted like `https://idp1.university.edu/idp/shibboleth` or the URN, formatted like `urn:mace:XXX`. (See examples in `http://middleware.internet2.edu/urn-mace/urn-mace.html`). Consult RefWorks if you do not have this ID.

This target sends metadata in UTF-8 encoding.

SABINET/Sabinet

TARGET_SERVICE: getFullTxt

TARGER_PARSER: SABINET::sabinet

The information below is relevant for the following targets:

- SABINET_SAE PUBLICATIONS_BUSINESS_AND_FINANCE_COLLECTION
- SABINET_SAE PUBLICATIONS_LAW_COLLECTION
- SABINET_SAE PUBLICATIONS_MEDICAL_AND_HEALTH_COLLECTION
- SABINET_SAE PUBLICATIONS_RELIGION_COLLECTION
- SABINET_SAE PUBLICATIONS_SCIENCE_TECHNOLOGY_AND_AGRICULTURE_COLLECTION
- SABINET_SAE PUBLICATIONS_SOCIAL_SCIENCES_AND_HUMANITIES_COLLECTION

PARSE_PARAM of the target service:

url=http://search.sabinet.co.za & user=\$\$USERNAME & pass=\$\$PASSWORD

User Name and Password Authentication:

Add your user name and password to the user L/P table, corresponding to the appropriate flag names. Add the user name to the USERNAME parameter and the password to the PASSWORD parameter.

If your institution is authenticated by IP authorization, there is no need insert any values into L/P table.

SAGE Journals

TARGET_SERVICE: getFullTxt

PARSER SAGE::Journals

PARSE_PARAM of the target service:

url=http://journals.sagepub.com & url2=http://iam.atypon.com/action/ssostart & shib=\$\$SHIBBOLETH & u_shib=\$\$U_SHIBBOLETH

Add the value *yes* to the \$\$SHIBBOLETH flag in the linking parameters table to invoke Shibboleth authentication.

Alma users should place the institutional entity ID value in the \$\$U_SHIBBOLETH flag in the linking parameters table.

SPRINGER_LINK_BOOKS/SpringerLink Books

TARGET_SERVICE: getFullTxt

TARGET_PARSER: Springer::Books

PARSE_PARAM of the target service:

url=http://www.springerlink.com

The above definitions are used for the following targets:

- SPRINGER_LINK_BOOKS_ARCHITECTURE_DESIGN_ARTS
- SPRINGER_LINK_BOOKS_BEHAVIORAL_SCIENCE
- SPRINGER_LINK_BOOKS_BIOMEDICAL_LIFE_SCIENCES
- SPRINGER_LINK_BOOKS_BUSINESS_ECONOMICS
- SPRINGER_LINK_BOOKS_CHEMISTRY_MATERIALS_SCIENCE
- SPRINGER_LINK_BOOKS_COMPUTER_SCIENCE
- SPRINGER_LINK_BOOKS_EARTH_ENVIRONMENTAL_SCIENCE

- SPRINGER_LINK_BOOKS_ENGINEERING
- SPRINGER_LINK_BOOKS_HUMANITIES_SOCIAL_SCIENCES_LAW
- SPRINGER_LINK_BOOKS_MATHEMATICS_STATISTICS
- SPRINGER_LINK_BOOKS_MEDICINE
- SPRINGER_LINK_BOOKS_PHYSICS_ASTRONOMY
- SPRINGER_LINK_BOOKS_PRO_COMPUTING_AND_WEB_DESIGN
- SPRINGER_LINK_BOOKS_BUSINESS_AND_ECONOMICS_GERMAN
- SPRINGER_LINK_BOOKS_COMPUTER_SCIENCE_AND_ENGINEERING_GERMAN
- SPRINGER_LINK_BOOKS_HUMANITIES_SOCIAL_SCIENCE_GERMAN
- SPRINGER_LINK_BOOKS_LIFE_SCIENCE_CHEMISTRY_GERMAN
- SPRINGER_LINK_BOOKS_MEDICINE_GERMAN

In the parse_param field, no information needs to be filled out.

URL Structure:

- Book level:
http://www.springerlink.com/content/<ISBN_13>
- Book DOI syntax:
http://dx.doi.org/<DOI_number>
- Chapter DOI syntax:
http://dx.doi.org/<DOI_number>

For example:

http://dx.doi.org/10.1007/0-387-23226-5_14

Springer Protocols:

TARGET_SERVICE: getFullTxt

TARGET_PARSER: Springer::Protocols

PARSE_PARAM of the target service:

url=http://www.springerprotocols.com

The PARSE_PARAM of each object portfolio consists of the DOI for each protocol, in the form of bkey=10.1385/0896030628. Connecting to CrossRef is not necessary for linking.

- SPRINGER_LINK_HISTORICAL_ARCHIVES_COMPUT-getFullTxt
- SPRINGER_LINK_HISTORICAL_ARCHIVES_EARTH_-getFullTxt
- SPRINGER_LINK_HISTORICAL_ARCHIVES_ENGINE-getFullTxt
- SPRINGER_LINK_HISTORICAL_ARCHIVES_HUMANI-getFullTxt
- SPRINGER_LINK_HISTORICAL_ARCHIVES_MATHEM-getFullTxt
- SPRINGER_LINK_HISTORICAL_ARCHIVES_MEDICI-getFullTxt
- SPRINGER_LINK_HISTORICAL_ARCHIVES_PHYSIC-getFullTxt
- SPRINGER_LINK_JOURNALS_COMPLETE-getAbstract
- SPRINGER_LINK_JOURNALS_COMPLETE-getFullTxt
- SPRINGER_LINK_JOURNALS_STANDARD-getFullTxt
- SPRINGER_LINK_ONLINE_JOURNALS_ARCHIVE_COMPLETE-getFullTxt
- SPRINGER_LINK_RUSSIAN_LIBRARY_OF_SCIENCE-getFullTxt

PARSE PARAM field of the Object Portfolio: jkey=<\$jkey>.

URL Structure:

- Journal level syntax:
[http://link.springer.com/journal/volumesAndIssues/<\\$jkey>](http://link.springer.com/journal/volumesAndIssues/<$jkey>)
- Issue level syntax:
<http://rd.springer.com/journal/11986/41/12/page/1> <http://rd.springer.com/journal/<jkey>/<rft.volume>/<rft.issue>/page/1>
- Article DOI level syntax:
<http://link.springer.com/article/10.3103/S0967091211120084>

For example:

<http://link.springer.com/article/10.3103/S0967091211120084>

If you are an R&D (Research and Development) user, add `rd` in the `$$CODE` flag. Other customers should keep the flag empty.

Table 54. Springer_Journals

Flag Name	Value
\$\$CODE	rd

SPRINGER_LINK Autoload Targets

TARGET_SERVICE: getFullTxt

PARSER: Springer::SPRINGER

Information needed in the target service:

PARSE_PARAM of the target service:

url=https://link.springer.com & url1=https://rd.springer.com & code=\$\$CODE & shib=\$\$SHIBBOLETH & u_shib=\$\$U_SHIBBOLETH

Springer Books and Journals coverage is customer specific. The SFX global KnowledgeBase does not contain thresholds that apply to all SFX customers. To make it easier to localize the SFX KB, Springer provides an automated process for downloading customer holding files in KBART format. In SFX, it is possible to set up a task to automatically download the Springer Books and Journals holdings files and update (activate and load local coverage) the following two targets:

- SPRINGER_LINK_BOOKS_AUTOLOAD
- SPRINGER_LINK_JOURNALS_AUTOLOAD

NOTE:

To obtain the KBART Autoload Token from Springer, contact Springer support.

To configure the automated localization of the Springer Books and Journals targets:

- 1 Request an institutional token from Springer and place it in the KBManager > Edit target service > Autoload tab, together with the email address of the SFX administrator.

Place the token in either:

- the following targets
 - SPRINGER_LINK_BOOKS_AUTOLOAD
 - SPRINGER_LINK_JOURNALS_AUTOLOAD
- the following configuration file of your SFX instance:
config/springer_autoloader.config_

NOTE:

For consortia customers where each institution receives a separate institutional token from Springer, the program can be set up to work with multiple holdings files per instance (one per institute), each with separate credentials. More information about this setup can be found in the *Using SFX in a Consortium Environment* document.

- 2 In KBManager, activate the following two dedicated targets and their getFullTxt target services:

- SPRINGER_LINK_BOOKS_AUTOLOAD
 - SPRINGER_LINK_JOURNALS_AUTOLOAD
- 3 If manually activated Springer targets are currently in use in the SFX KB., activate or create the following display logic rules:
- If available: SPRINGER_LINK_BOOKS_AUTOLOAD getFullTxt
Do not show: SPRINGER_LINK* getFullTxt
- If available: SPRINGER_LINK_JOURNALS_AUTOLOAD getFullTxt
Do not show: SPRINGER_LINK* getFullTxt
- These rules prevent duplicate Springer Books and Journals targets from being displayed in the SFX menu during the transition period.
- 4 Schedule the Springer autoloader options for books and/or Journals with the Task manager or with the Server Admin Utility. Note that there is a separate task for books and journals. It is recommended to set up scheduled tasks to run the autoloader option once a month, either per local instance or via the Centralized Management of Maintenance Tasks option.

NOTE:

For more information, see the **SpringerJournals Autoloader** and **SpringerBooks Autoloader** sections of the *SFX System Administration Guide*.

SIAM_SOCIETY_FOR_INDUSTRIAL_AND_APPLIED_MATHEMATICS_CURRENT/SIAM Society for Industrial and Applied Mathematics

TARGET_SERVICE: getFullTxt, getTOC
PARSER: ASCE::ASCE
PARSE_PARAM: url=http://epubs.siam.org

STAT!Ref/STAT!Ref

TARGET_SERVICE: getFullTxt
PARSE_PARAM of the target service:
url=http://online.statref.com &
un=\$\$UN &
pw=\$\$PW &

```
grpalias=$$GRPALIAS &
```

```
vend = sfx &
```

```
db = sfx
```

In order to use this target, you need to know what package subscription and authentication process is used by your institution.

The \$\$VEND and \$\$DB parameters are completely optional. They need to be used only if you feel your institution will benefit by using them.

You must enter either the \$\$UN and \$\$PW (user name/password) pair, or the \$\$GRPALIAS (groupalias) in order for links to be created properly. You can obtain these values from your STAT!Ref admin interface.

SYNDETTICS

```
TARGET_SERVICE: getBookReview
```

```
TARGET_PARSER: SYNDETTICS::SYNDETTICS
```

PARSE_PARAM of the target service:

```
url=http://www.syndetics.com & filename = index.html & client=$$CLIENT
```

```
Threshold: $obj->need('ISBN') && $obj->plugIn('syndetics')
```

Before using this target, make sure that the Syndetics `client_id` in the Linking Parameter `$$CLIENT` is filled in. This information is used by the Syndetics plugin and target parser.

This target uses a plugin to determine whether a book review is available from Syndetics before displaying the Syndetics service in the SFX menu. No changes need to be made to ensure that the SYNDETTICS target uses the plug-in.

Taylor & Francis eBooks/Taylor & Francis eBooks

```
TARGET_SERVICE: getFullTxt
```

PARSE_PARAM of the target service:

```
url=http://www.ebookstore.tandf.co.uk
```

NOTE:

The threshold for the Taylor & Francis eBook targets is:

```
$obj->need('rft.eisbn')
```

This means that they are displayed only when an eISBN is available. It is possible to expand the threshold to allow the service to appear when only

an ISBN is included by adding the following local threshold:

```
GLOBAL || $obj->need('rft.isbn')
```

When only ISBN values are included, links are available only at the target level.

THE ACADEMIC LIBRARY/The Academic Library

TARGET_SERVICE: getFullTxt

TARGET_PARSER: Academic::LIBRARY

PARSE_PARAM of the target service:

url=http://www.theacademiclibrary.com/Openurl.asp &

url2=http://www.theacademiclibrary.com/library/model/listlibs.asp

URL Structure for THE_ACADEMIC_LIBRARY Targets:

The link to the book level is created using the book ISBN value. Linking is available both using ISBN 10 as well as ISBN 13. The indication regarding which ISBN format to use is stored in the Object Portfolio Parse Param field.

- Book level ISBN 10:

Example of linking using the book *Sentenced to Everyday Life: Feminism and the Housewife* ISBN 1-84520-031-4; Object ID 1000000000337763:

<base URL>/Openurl.asp?isbn=<rft.isbn>

http://www.theacademiclibrary.com/Openurl.asp?isbn=1845200314

- Book level ISBN 13:

When the link to the book should be built using ISBN 13, the following parameter is added to the Object Portfolio Parse Param field:

exception=1

Example of linking using *The Power of Labelling* ISBN 1-84407-395-5; Object ID 1000000000473282:

<base URL>/Openurl.asp?isbn=<rft.isbn>

http://www.theacademiclibrary.com/Openurl.asp?isbn=9781844073955

TOYOKEIZAI DIGITAL CONTENTS LIBRARY/ Toyokeizai Digital Contents Library

TARGET_SERVICE: getFullTxt

TARGET_PARSER: USACO::TOYOK

PARSE_PARAM of the target service:

url=http://www.tk-dcl.jp & id=\$\$ID

Enter the institution password in the \$\$ID field of the user L/P table.

UNION_CATALOGUE_OCLC_WORLDCA

The OCLC WorldCat library access program provides access to WorldCat (the OCLC Online Union Catalog) and other OCLC services from SFX for libraries that subscribe to both services. These links make library collections and services more visible and accessible to information seekers. The program provides users with WorldCat holdings for the libraries in their region.

TARGET_SERVICE: getHolding

PARSE_PARAM of the target service:

url=http://www.worldcat.org/search

partner_key_code=exlibris &

wcautho=\$\$WCAUTHO

You need to add a value to the user name/password table in the **FirstSearch Worldcat Autho** field for the WorldCat to work. For further information on OCLC, contact your regional service provider (<http://www.oclc.org/contacts/regional/>) or OCLC User and Network Support (1-800-848-5800 or support@oclc.org).

OCLC requires that you do not change the text and branding for this service.

VLEBOOKS/VLeBooks

TARGET_SERVICE: getFullTxt

TARGET_PARSER: VLEBOOKS::VLEBOOKS

PARSE_PARAM of the target service:

url=http://www.vlebooks.com & shib=\$\$SHIBBOLETH &

u_shib=\$\$U_SHIBBOLETH & customer_id=\$\$CUSTOMER_ID

Add your customer ID value to the Linking Parameters table, corresponding to the appropriate flag name.

Add the value `yes` to the `$$SHIBBOLETH` flag in the Linking Parameters table to invoke Shibboleth authentication.

Alma users should place the institutional entity ID value in the `$$U_SHIBBOLETH` flag in the Linking Parameters table.

WANFANG_MED_ONLINE_JOURNALS/Wanfang Med Online Journals

TARGET_SERVICE: getFullTxt

TARGET_PARSER: WANFANGDATA::Med

PARSE_PARAM of the target service: url=http://med.wanfangdata.com.cn & code=\$\$CODE

Add your customer code value to the `$$CODE` parameter in the linking parameters table.

WESTLAW_INTERNATIONAL/Westlaw International

This target is intended for use by international customers outside of the UK.

TARGET_SERVICE: getFullTxt and getAbstract

TARGET_PARSER: Westlaw::International

PARSE_PARAM of the target service: url=http://www.westlaw.com & sp=\$\$SPONSORCODE

Enter the customer code in the `$$SPONSORCODE` flag of the user name/password table located in the target service. Contact Westlaw support to obtain your sponsor code.

Table 55. WESTLAW_INTERNATIONALS

Flag Name	Value
\$\$SPONSORCODE	Add your customer code

WESTLAW_UK_INDIVIDUAL_JOURNALS_LAW_REVIEWS/Westlaw UK Journals and Law Reviews

This target is intended for use by UK customers only.

TARGET_SERVICE: getFullTxt

TARGET_PARSER: Westlaw::WestlawUK

PARSE_PARAM of the target service:

url=http://login.westlaw.co.uk &

url2 =http://www.westlaw.co.uk &

sp = \$\$SPONSORCODE &

athens = \$\$ATHENS & shib = \$\$SHIBBOLETH

Enter the customer code in the \$\$SPONSORCODE flag of the user name/password table located in the target service. Contact Westlaw support to obtain your sponsor code. The code is similar to:

uk1234567-000

For Authentication through Athens, enter *yes* in the \$\$ATHENS flag in the user name/password table. If you are using Athens, there is no need to enter the customer code in the previous flag.

In order to link to Westlaw UK via Shibboleth, enter *yes* in the \$\$SHIBBOLETH flag and enter IDP URL and EntityID values into the configuration file.

Table 56. WESTLAW_UK_INDIVIDUAL_JOURNALS_LAW_REVIEWS

Flag Name	Value
\$\$SPONSORCODE	Add your customer code
\$\$ATHENS	yes
\$\$SHIBBOLETH	yes

WESTLAW CAMPUS RESEARCH/Westlaw Campus Research

This target is intended for use by U.S. customers only.

TARGET_SERVICE: getAbstract, getFullTxt, getSelectedFullTxt

TARGET_PARSER: Westlaw::Campus

PARSE_PARAM of the target service:

url=http://www.westlaw.com & sp=\$\$CUSTOMER_CODE

Westlaw provides each customer with a link used to log on to Westlaw. The link includes a custom access code called an SP parameter. The SP parameter enables IP authentication, allowing access to Westlaw without using a password.

The SP parameter must be entered in the local user name/password flag located in each target service. Replace the \$\$CUSTOMER_CODE flag with the SP number.

To determine your institution's SP parameter, right-click the link to Westlaw, and locate the SP parameter within the URL.

WESTLAW LAW SCHOOL Databases/Westlaw Law School

This target is intended for use by U.S. customers only.

TARGET_SERVICE: getAbstract, getFullTxt, getSelectedFullTxt

PARSER: Westlaw::School

PARSE_PARAM:

url=http://lawschool.westlaw.com

WESTLAW_NEXT_CAMPUS_RESEARCH Databases / WestlawNext Campus Research Databases

These targets are intended for use by U.S. customers only.

TARGET_SERVICE: getFullTxt

TARGET_PARSER: Westlaw::Next

PARSE_PARAM of the target service: url=https://www.westlaw.com & CUSTOMER_CODE=\$\$CUSTOMER_CODE

Enter the customer code in the \$\$CUSTOMER_CODE flag of the user name/password table located in the target service. Contact Westlaw support to obtain your sponsor code.

Table 57. WESTLAW_NEXT_CAMPUS_RESEARCH Databases

Flag Name	Value
\$\$CUSTOMER_CODE	Add your customer code

WILEY ONLINE LIBRARY/Wiley Online Library

TARGET_SERVICE: getFullTxt

TARGET_PARSER: Wiley::WILEY

PARSE_PARAM of the target service:

None

URL Structure for Wiley ONLINE_LIBRARY targets:

- Journal level:

<http://www.onlinelibrary.wiley.com/resolve/openurl?genre=journal&sid=vendor:database&issn=<ISSN>>

For example:

<http://www.onlinelibrary.wiley.com/resolve/openurl?genre=journal&sid=vendor:database&issn=2151-464X>

- Issue level:

<http://www.onlinelibrary.wiley.com/resolve/openurl?genre=issue&sid=vendor:database&issn=<ISSN>&date=<year>&volume=<volume>&issue=<issue>>

For example:

<http://www.onlinelibrary.wiley.com/resolve/openurl?genre=issue&sid=vendor:database&issn=0960-7412&date=2001&volume=25&issue=2>

Issue level linking is also available using issue DOI:

<http://www.onlinelibrary.wiley.com/resolve/openurl?genre=issue&sid=vendor:database&id=doi:10.1111/tpj.2001.25.issue-2>

- Article level:

This link level requires full Metadata (year, volume, issue, and start page).
<base_URL>/resolve/

`openurl?genre=article&sid=vendor:database&issn=<ISSN>&date=<year>&volume=25&issue=<issue>&spage=<spage>`

<http://www.onlinelibrary.wiley.com/resolve/openurl?genre=article&sid=vendor:database&issn=0960-7412&date=2001&volume=25&issue=2&spage=127>

Article level linking is also available using DOI

`http://onlinelibrary.wiley.com/resolve/openurl?genre=article&sid=vendor:database&id=doi:10.1046/j.0960-7412.2000.00943.x`

The `atitle` parameter can be added in the above syntax, but it cannot be replaced with the `spage` parameter.

Linking to an article in supplemental issues is available only when the DOI is provided; otherwise, the end user is sent to the journal home page.

WILEY ONLINE LIBRARY Exceptions:

There are several titles that require a special syntax.

For these, a few optional exceptions were added to the target parser:

- `eis=1` -

The parser uses the eISSN number from the `ctx` object instead of the ISSN, using the `eissn` parameter in the linking syntax.

- `eis=<different ISSN>`-

The parser uses the eISSN value specified instead of the object ISSN, using the `eissn` parameter in the linking syntax. This is used when Wiley refer to a different ISSN as the eISSN of the title.

- `jis=<different ISSN>` -

The parser uses the specified ISSN only for journal level linking. For article level linking the Object ISSN will be in use. We usually use this exception for related titles when several titles continue from one another. In these cases, there is one journal page linked to the main/current ISSN value, listing contents from all previous versions of the title. For linking to a specific article, the ISSN of the journal, where the article was published, will be used.

For example:

ISSN 0020-9309 (Internationale Revue der gesamten Hydrobiologie) - is continued by ISSN 1434-2944 (International review of hydrobiology)

The journal level link for ISSN 0020-9309 is built using the ISSN of the current title:

<http://www3.interscience.wiley.com/resolve/openurl?sid=ExLibris%3ASFX&issn=1434->

[2944&title=Internationale+Revue+der+ gesamten
+Hydrobiologie&genre=journal](http://www3.interscience.wiley.com/resolve/openurl?sid=ExLibris%3ASFX&volume=73&svc.format=text%2Fhtml&spage=361&issn=0020-9309&genre=article&issue=4)

Article level for an article in ISSN 0020-9309 is built using the correct journal ISSN:

[http://www3.interscience.wiley.com/resolve/
openurl?sid=ExLibris%3ASFX&volume=73&svc.format=text%2Fhtml&spag
e=361&issn=0020-9309&genre=article&issue=4](http://www3.interscience.wiley.com/resolve/openurl?sid=ExLibris%3ASFX&volume=73&svc.format=text%2Fhtml&spage=361&issn=0020-9309&genre=article&issue=4)

WILEY_ONLINE_LIBRARY_ONLINE_BOOKS/Wiley Online Library Online Books

TARGET_SERVICE: getFullTxt

TARGET_PARSER: Wiley::Books

PARSE_PARAM of the target service:

None

Information needed in the object portfolio:

In the PARSE_PARAM field, unique key needs to be filled in. The bkey parameter required by Wiley is ISBN 13 with no hyphens.

URL Structure:

- Book level:

<baseURL>/resolve/
openurl?genre=book&sid=vendor:database&isbn=<bkey>

Example:

[http://onlinelibrary.wiley.com/resolve/
openurl?genre=book&sid=vendor:database&isbn=9780470999615](http://onlinelibrary.wiley.com/resolve/openurl?genre=book&sid=vendor:database&isbn=9780470999615)

Book level linking is also available using issue DOI:

[http://onlinelibrary.wiley.com/resolve/
openurl?genre=book&sid=vendor:database&id=doi:10.1002/
9780470999615](http://onlinelibrary.wiley.com/resolve/openurl?genre=book&sid=vendor:database&id=doi:10.1002/9780470999615)

- Chapter level:

Chapter level is available using different combinations of metadata:

- DOI:

[http://onlinelibrary.wiley.com/resolve/
openurl?genre=bookitem&sid=vendor:database&id=doi:10.1002/
9780470999615.ch7](http://onlinelibrary.wiley.com/resolve/openurl?genre=bookitem&sid=vendor:database&id=doi:10.1002/9780470999615.ch7)

- bkey & spage

<base_URL>/resolve/
openurl?genre=bookitem&sid=vendor:database&isbn=<bkey>&spage=<
spage>

For example:

[http://onlinelibrary.wiley.com/resolve/
openurl?genre=bookitem&sid=vendor:database&isbn=9780470855607&
page=67](http://onlinelibrary.wiley.com/resolve/openurl?genre=bookitem&sid=vendor:database&isbn=9780470855607&spage=67)

Other valid combinations:

- bkey, artnum (chapter number)
- Book title, spage
- Book title, artnum (chapter number)
- Chapter title

For example:

[http://onlinelibrary.wiley.com/resolve/
openurl?genre=bookitem&sid=vendor:database&atitle=Development of
Dietary Fibre Methodology](http://onlinelibrary.wiley.com/resolve/openurl?genre=bookitem&sid=vendor:database&atitle=Development of Dietary Fibre Methodology)

Fallback URL: <http://www3.interscience.wiley.com/>

HW WILSON Databases/Wilson

WILSON_BOOK_REVIEW_DIGEST

TARGET_SERVICES: getFullTxt/getAbstract

PARSE_PARAM of the target service:

url = <http://vnweb.hwwilsonweb.com/hww/jumpstart.jhtml> &
product=HWW:BRD & url2 = [http://vnweb.hwwilsonweb.com/hww/Journals/
getIssues.jhtml](http://vnweb.hwwilsonweb.com/hww/Journals/getIssues.jhtml) & shib=\$\$SHIBBOLETH

The following are HW Wilson databases and their respective product codes (FullText/Abstract):

- Art Index Retrospective :ARTR/:ARTR
- Art Index :ARTIN/:ARTIN
- Applied Science & Technology Index :ASTFT/:ASTAB
- Biological & Agricultural Index Plus :BAIN/:BAIN
- Business Periodicals Index :BUSIN/:BUSIN
- Book Review Digest :BRD/:BRD

- Education Index :EDUFT/:EDUAB
- General Science Index :GSFT/:GSAB
- Humanities Index :HUMFT/:HUMAB
- Index to Legal Periodicals & Books :ILP/:ILP
- Library Literature & Information Science Index :LIBFT/:LIBAB
- OmniFile V Full Text :OMNIVFT/:OMNIVFT
- OmniFile Full Text Mega :OMNIFT/:OMNIFT
- OmniFile Full Text Select :OMNIS/:OMNIS
- Readers' Guide to Periodical Literature Index :RDGFT/:RDGAB
- Readers' Guide For Young People :RDGYP/:RDGYP
- Social Sciences Index :SSFT/:SSAB

The Wilson user name and access code should be entered in the SFX Admin user name/password table.

In order to link via Shibboleth to WILSON targets, enter *yes* in the \$\$SHIBBOLETH flag.

Table 58.

Flag Name	Value
\$\$PASSWORD	Add your password
\$\$SHIBBOLETH	yes
\$\$USERNAME	Add your user name

WISO_PLUS_STANDARD/Wiso Plus Standard

Target Parser:

GBI::GBI

Information needed in the target service:

For example:

Target service parse param of the target service:

url=http://www.wiso-net.de

In the parse_param field, a unique key needs to be filled in.

URL Structure:

- Journal level:

Linking to journal level is available in two ways:

- http://www.wiso-net.de/webcgi?START=AT0&SEITEN_FLAG=1&TIN_SEITE=fachzeitschriften.tin&PRS_NAVIKUERZEL=ZESU_AUF&PRS_NAVIMERKDBN=&DBN=CRX186&DBN_NUR=ZECO,ZGEN,ZECH,ZECU,ZGEH&DBN_H4=<jkey>&ST0 =an>1

Resolves to the list of the journal's articles, available for all the Wiso journals

- http://www.wiso-net.de/webcgi?START=DC0&IV_DBN=<jkey>

Resolves to the Journal TOC page, available for some of the Wiso journals.

- Article level:

Available only for the Wiso journals that support the Journal TOC page syntax.

http://www.wiso-net.de/webcgi?START=AT0&SEITEN_FLAG=1&TIN_SEITE=fachzeitschriften.tin&PRS_NAVIKUERZEL=ZESU_AUF&PRS_NAVIMERKDBN=&DBN=CRX186&DBN_H4=&DBN_NUR=ZECO,ZGEN,ZECH,ZECU&ST0_IS=<ISSN>&SN0_YR_4=<year>&SN0_HN_5=<issue number>&SN0_SE_5=<start page>

WORLD_BANK_E_LIBRARY_POLICY_RESEARCH_WORKING_PAPERS/World Bank E-Library Policy Research Working Papers

TARGET_SERVICE: getFullTxt

TARGET_PARSER: WORLDBANK::Papers

PARSE_PARAM of the target service:

url=http://www.worldbank.icebox.ingenta.com

LINKING LEVEL: BOOK

PARSE_PARAM field of the Object Portfolio:

ID=<\$ID> & jkey=<\$jkey>.

The ID value is the publication year, as represented by the world bank.

URL Structure for WORLD_BANK_E_LIBRARY_POLICY_RESEARCH_WORKING_PAPERS:

Example of linking using *Colombia's Small and Medium-Size Exporters and Their Support Systems*; Object ID 954925395400:

Book level:

<url>/content/wb/wps4301/<\$ID>/00000001/00000001/<\$jkey>

<http://www.worldbank.icebox.ingenta.com/content/wb/wps4301/1999/00000001/00000001/art01401>

WTI_TEMA_CEABA_PRIMO

TARGET_SERVICE: getAbstract

TARGET_PARSER: WTI::WTI

PARSE_PARAM field of the TARGET_SERVICE:

url=http://wtiweb.wti-frankfurt.de & language=\$\$LANG

URL Structure: Abstract level link example:

Title: Heavily doped semiconductor nanocrystal quantum dots

Source: Science [0036-8075] Vol. 332 no. 6025 pp. 77-81

<http://wtiweb.wti-frankfurt.de/cgi-bin/vifakey.pl?DB=tema&APPL=fizdirekt&DOCID=TEMA20110403248&SPRACHE=de&HK=exlibris>

Add the language code to the corresponding \$\$LANG flag name in the user Linking Parameters table (using the L/P button).

Possible values:

- en for English
- de for German

ZHURNALNYJ_ZAL_FREE/Zhurnal'nyj Zal

TARGET_SERVICE: getFullTxt

TARGET_PARSER: ZHURNAL::RUS

PARSE_PARAM field of TARGET_SERVICE:

url= http://magazines.russ.ru

In the PARSE_PARAM field, the following information needs to be filled out:
jkey=\$jkey,

The linking up to the journal and issue levels is enabled.

The following is an example of linking for the journal *Ural* [ISSN 0130-5409]. This journal has the following PARSE_PARAM: jkey=ural, and the URL created to the journal level is:

<http://magazines.russ.ru/ural/>

The URL to issue 1 of 2010 for the journal *Ural* is built as follows:

<http://magazines.russ.ru/ural/2010/1/>

Appendixes

This guide contains the following appendixes (relevant only for SFX):

- **Appendix A: Targets/E-Collections Using CrossRef/DOI Linking** on page 171
- **Appendix B: Bulk Target Parsers** on page 187
- **Appendix C: Shibboleth Authentication** on page 191

A

Targets/E-Collections Using CrossRef/ DOI Linking

The targets/e-collections listed below use CrossRef/DOI linking. A DOI (digital object identifier) is a permanent identifier given to a Web file or other Internet document—for example, `10.1103/PhysRevE.62.1457`. In this example, the 10.1103 prefix identifies the publisher and the part after the “/” contains the DOI suffix—in this case, the journal title, volume, and start page information that identifies a particular article published in Physical Reviews E.

DOIs are submitted to a centrally managed directory and can then be used in a URL that contains the address of the directory plus the DOI.

If you want to use DOI linking to go to a particular article published in Physical Reviews E, use the following URL:

<http://dx.doi.org/10.1103/PhysRevE.62.1457>

The **DOI system** was conceived by the Association of American Publishers in partnership with the Corporation for National Research Initiatives and is now administered by the International DOI Foundation. Essentially, the DOI system is a scheme for Web page redirection by a central manager.

CrossRef is an initiative of the Publishers International Linking Association (PILA). It is the official DOI registration agency for scholarly and professional publications, including journals, books, and other content types. Source: <http://whatis.techtarget.com>. For more information on becoming a CrossRef library affiliate, see <http://crossref.org/03libraries/index.html>

If you are working with SFX, more information about DOI and CrossRef can be found in the **DOI/CrossRef Setup** section of the *SFX Advanced User's Guide*.

NOTE:

The following lists the SFX target names. For the corresponding Alma e-collection name, see the relevant section in the Targets/E-Collections chapter of this guide.

ACADEMIC_JOURNALS_FREE

ACM_DIGITAL_LIBRARY

ACTA_PRESS
ADISONLINE
AIAA_AMERICAN_INSTITUTE_OF_AERONAUTICS_A
AIP_DIGITAL_ARCHIVE
AIP_JOURNALS
AIP_SCITATION – all subtargets
AKADEMIAI_KIADO
ALLEN_PRESS_AMERICAN_FISHERIES_SOCIETY
AMERICAN_ACADEMY_OF_PERIODOTOLOGY_AAP
AMERICAN_ACCOUNTING_ASSOCIATION
AMERICAN_ASSOCIATION_OF_PHARMACEUTICAL_SCIENTISTS
AMERICAN_CHEMICAL_SOCIETY_JOURNALS
AMERICAN_CHEMICAL_SOCIETY_LEGACY_ARCHIVE
AMERICAN_MATHEMATICAL_SOCIETY
AMERICAN_PHYSICAL_SOCIETY_JOURNALS
AMERICAN_PHYSICAL_SOCIETY_PROLA
AMERICAN_PHYTOPATHOLOGICAL_SOCIETY
AMERICAN_VETERINARY_MEDICAL_ASSOCIATION
ANNUAL_REVIEWS_BACK_VOLUME_COLLECTION
ANNUAL_REVIEWS_COMPLETE
APA_PSYCARTICLES
ASTM
ATYPON_LINK
BENTHAM_OPEN_FREE
BERGHAHN_JOURNALS
BERKELEY_ELECTRONIC_PRESS
BIO_ONE_FREE
CAMBRIDGE_UNIVERSITY_PRESS_JOURNALS_COMPLETE
CAMBRIDGE_UNIVERSITY_PRESS_JOURNALS_HSS
CAMBRIDGE_UNIVERSITY_PRESS_JOURNALS_STM
CITATIONLINKER
CRKN_INSTITUTE_OF_PHYSICS_JOURNALS

CRKN_SPRINGER_LINK_ARCHIVE
CRKN_SPRINGER_LINK_CURRENT
CRYSTALLOGRAPHY_JOURNALS
CSA_BIOONE
CSA_PSYCARTICLES
CSA_PSYCBOOKS
SCOPUS_CSA_TITLES
DOI
ECOLOGICAL_SOCIETY_OF_AMERICA
EDINBURGH_UNIVERSITY_PRESS
EDP_SCIENCES_JOURNAL_DE_PHYSIQUE_ARCHIVES
ELECTROCHEMICAL_SOCIETY
ELSEVIER_CARDIOSOURCE
ELSEVIER_SCOPUS
ELSEVIER_SD – all subtargets
EMERALD_BACKFILES
EMERALD_CURRENT
EMERALD_ENGINEERING
EMERALD_MANAGEMENT_XTRA_110
EMERALD_MANAGEMENT_XTRA_111
EMERALD_MANAGEMENT_XTRA_120
EMERALD_MANAGEMENT_XTRA_125
EMERALD_MANAGEMENT_XTRA_140
EMERALD_MANAGEMENT_XTRA_150
EMERALD_MANAGEMENT_XTRA_160
EMERALD_MANAGEMENT_XTRA_175
EMERALD_MANAGEMENT_XTRA_95
EMERALD_MANAGEMENT_XTRA_PLUS
EXPERT_REVIEWS
EXTENZA
FUTURE_MEDICINE
GEOSCIENCEWORLD

HINDAWI_PUBLISHING_OPEN_ACCESS_JOURNALS_FREE
HINDAWI_PUBLISHING_SUBSCRIPTION_JOURNALS
HOGREFE_HUBER_JOURNALS
HUMANA_PRESS_JOURNALS
IEEE_XPLORE_ASPP
IEEE_XPLORE_JOURNALS
IEEE_XPLORE_POP
IEEE_XPLORE_POP_ALL
IEEE_XPLORE_STANDARDS
IET_DIGITAL_LIBRARY
IET_RESEARCH_JOURNALS
INDIANA_UNIVERSITY_PRESS_JOURNALS
INFORMAHEALTHCARE
INFORMAWORLD_TAYLOR_FRANCIS_LIBRARY_AND_INFORMATION
_SCIENCE_COLLECTION
INSTITUTE_OF_PHYSICS_HIST_ARCHIVE_JISC
INSTITUTE_OF_PHYSICS_HISTORICAL_ARCHIVE
INSTITUTE_OF_PHYSICS_JOURNALS
INSTITUTE_OF_PHYSICS_SCIENCE
INSTITUTIONAL_INVESTORS
INTERNAL_NAME
IRIS_SPRINGER_LINK_JOURNALS_2009
JANUL_PULC_SPRINGER_LINK_JOURNALS_2009
JMLA_JPLA_SPRINGER_LINK_JOURNALS_2009
JOURNAL_OF_NEUROSURGERY
IOS_PRESS
KARGER
KARGER_BOOKS_2006
KARGER_BOOKS_2007
KARGER_BOOKS_2008
KARGER_BOOKS_2009
LAWRENCE_ERLBAUM_ASSOCIATES_LEA_ONLINE
LOCAL_CATALOGUE_SIRSI_UNICORN

MARY_ANN_LIEBERT_PUBLISHERS
MEDICAL_JOURNALS
METAPRESS_A_K_PETERS
METAPRESS_ACADEMY_OF_MANAGEMENT
METAPRESS_AGRICULTURAL_HISTORY_SOCIETY
METAPRESS_AKADEMIKIADO
METAPRESS_ALLERTON_PRESS
METAPRESS_AMERICAN_ASSOC_OF_CLINICAL_END
METAPRESS_AMERICAN_COUNSELING_ASSOCIATIO
METAPRESS_AMERICAN_LIBRARY_ASSOCIATION
METAPRESS_AMERICAN_MENTAL_HEALTH_COUNSEL
METAPRESS_AMERICAN_PHARMACISTS_ASSOC
METAPRESS_AMERICAN_SOC_AGING
METAPRESS_AMERICAN_SOC_CLINICAL_PATHOLOG
METAPRESS_ANALYTICA_PUBLICATIONS
METAPRESS_ARIZONA_STATE_UNIVERSITY_SCHOOL_OF_PUBLIC_
AFFAIRS
METAPRESS_BAYWOOD_PUBLISHING_COMPANY
METAPRESS_BELLWETHER_PUBLISHING
METAPRESS_BIRKHAUSER_BOSTON
METAPRESS_BIRKHAUSER_VERLAG_AG
METAPRESS_BLOOMSBURG_UNIVERSITY
METAPRESS_BREPOLS_PUBLISHERS
METAPRESS_BRILL_ACADEMIC_PUBLISHERS
METAPRESS_BRUNNER_ROUTLEDGE
METAPRESS_BULLETIN_ATOMI_SCIENTISTS
METAPRESS_CANADIAN_ACADEMIC_ACCOUNTING_A
METAPRESS_CANADIAN_JOURNAL_NEUROLOGICAL_
METAPRESS_CANADIAN_METEOR_OCEAN_SOC
METAPRESS_CANADIAN_PERIODICAL_COMM_STUDIES
METAPRESS_CARDEN_JENNINGS_PUBLISHING_CO
METAPRESS_CARFAX_PUBLISHING_COMPANY
METAPRESS_CATHOLIC_MEDICAL_ASSOCIATION

METAPRESS_CENTER_PSYCH_REHAB
METAPRESS_CENTRAL_SOUTH_UNIV_TECHNOLOGY
METAPRESS_CENTRO_INVESTIGACIONES_SOCIOLOGICAS
METAPRESS_CHAUDHURI
METAPRESS_CHICAGO_LINGUISTIC_SOCIETY
METAPRESS_CHILDRENS_HOSPITAL_ZHEJIANG_UNIVERSITY
METAPRESS_CHINA_COAL_SOCIETY
METAPRESS_CHINA_UNIVERSITY_OF_GEOSCIENCES_WUHAN
METAPRESS_CHINA_UNIVERSITY_OF_PETROLEUM
METAPRESS_CHINESE_ANTICANCER_ASSOCIATION
METAPRESS_CHINESE_ASSOC_TRADITIONAL
METAPRESS_CHINESE_GEOPHYSICAL_SOCIETY
METAPRESS_CIG_MEDIA_GROUP_LP
METAPRESS_CLASSROOM_CONNECT
METAPRESS_CONSULTANTS_BUREAU
METAPRESS_CREATIVE_EDUCATION_FOUNDATION
METAPRESS_CURRENT_MEDICAL_GROUP
METAPRESS_DEPAUL_UNIV_DEPT_PHILOS
METAPRESS_DIALOGUE_FOUNDATION
METAPRESS_DIANET
METAPRESS_DIETICIANS_CANADA
METAPRESS_DR_DIETRICH_STEINKOPFF_VERLAG
METAPRESS_ECOMED_VERLAGSGESELLSCHAFT
METAPRESS_ED_BD_ANALYSIS_THEORY_APPL
METAPRESS_ED_BD_CONTROL_THEORY_APPL
METAPRESS_EDITORIAL_TRAFICO_VIAL_ETRASA
METAPRESS_ELT_PRESS
METAPRESS_EPI_S_C_P
METAPRESS_FRANK_CASS_PUBLISHING
METAPRESS_FRIEDRICH_VIEWEG
METAPRESS_GABLER_VERLAG
METAPRESS_GEMOLOGICAL_INSTITUTE_OF_AMERICA_GIA

METAPRESS_HANK_JOHNSTON
METAPRESS_HARBIN_ENGINEERING_UNIV
METAPRESS_HEBREW_UNIVERSITY
METAPRESS_HELDREF
METAPRESS_HENRY_STEWART
METAPRESS_HISTORY_OF_EARTH_SCIENCES_SOCIETY
METAPRESS_HUAZHONG_UNIV_SCI_TECH
METAPRESS_HUMANA_PRESS
METAPRESS_IEM_CHINA_EARTHQUAKE
METAPRESS_INDERSCIENCE_PUBLISHING_LTD
METAPRESS_INST_ARCTIC_ALPINE_RESEARCH
METAPRESS_INST_ENVIRONMENTAL_SCIENCES_TE
METAPRESS_INSTITUTE_CONTROL_ROBOTICS_AND_SYSTEMS_ENGINEERS_ICROS
METAPRESS_INSTITUTE_OF_AUTOMATION_CHINESE_ACADEMY_OF_SCIENCES
METAPRESS_INSTITUTE_OF_MATHEMATICS_CHINESE_ACADEMY_OF_SCIENCES
METAPRESS_INSTITUTE_OF_PSYCHOANALYSIS
METAPRESS_INTERNATIONAL_ASSOCIATION_SCIENTISTS_INTERDISCIPLINARY_AREAS
METAPRESS_INTERNATIONAL_ASSOCIATION_YOGA_THERAPISTS_IAYP
METAPRESS_INTERNATIONAL_DOSE_RESPONSE_SOCIETY
METAPRESS_INTERNATIONAL_HORMESIS_SOCIETY
METAPRESS_IOS_PRESS
METAPRESS_ITALIAN_PHYSICAL_SOCIETY
METAPRESS_JOURNAL_OF_CLINICAL_PEDIATRIC_DENTISTRY
METAPRESS_JOURNALS
METAPRESS_JUSTICE_RESEARCH_AND_STATISTICS_ASSOCIATION
METAPRESS_KARNAC_BOOKS
METAPRESS_KOREA_OCEAN_RESEARCH_AND_DEVELOPMENT_INSTITUTE_KORDI
METAPRESS_KOREAN_SOCIETY_FOOD_SCIENCE_TECHNOLOGY

METAPRESS_KOREAN_SOCIETY_FOR_PRECISION_ENGINEERING
METAPRESS_KOREAN_SOCIETY_OF_CIVIL_ENGINEERS
METAPRESS_LASER_PAGES_PUBLISHING_LTD
METAPRESS_LEFT_COAST_PRESS
METAPRESS_M_E_SHARPE_INC
METAPRESS_MAIK_NAUKA_INTERPERIODICA
METAPRESS_MARTIN_DUNITZ_PUBLISHERS
METAPRESS_MCFARLAND
METAPRESS_MENS_STUDIES_PRESS
METAPRESS_NATIONAL_RESEARCH_BUREAU
METAPRESS_NATL_CATHOLIC_BIOETHICS
METAPRESS_NEW_FORUMS_PRESS
METAPRESS_NEW_SCHOOL
METAPRESS_NORTHEAST_FORESTRY_UNIV
METAPRESS_OCEANIA_PUBL
METAPRESS_OHMSHA_LTD
METAPRESS_ONCOLOGY_NURSING
METAPRESS_OPTICAL_SOC_JAPAN
METAPRESS_PARTHENON_PUBLISHING
METAPRESS_PETER_LANG
METAPRESS_PHARMACEUTICAL_SOCIETY_OF_KOREA
METAPRESS_PHYSICA
METAPRESS_PIER_PROFESSIONAL
METAPRESS_PROFESSIONAL_ENG_PUBL_ARCHIVE
METAPRESS_PROFESSIONAL_ENGINEERING
METAPRESS_PSYCARTICLES
METAPRESS_PSYCHOLOGY_PRESS
METAPRESS_PSYCKE_LOGO_PRESS_LTD
METAPRESS_PSYJOURNALS
METAPRESS_ROSS_PUBLISHING
METAPRESS_ROTMAN_INTERNATIONAL_CENTRE_PENSION_
MANAGEMENT
METAPRESS_ROUTLEDGE

METAPRESS_SCIENCE_FROM_ISRAEL
METAPRESS_SCIENCE_PRESS
METAPRESS_SEISMOLOGICAL_SOC_CHINA
METAPRESS_SEJONG_UNIVERSITY
METAPRESS_SERDI_EDITIONS
METAPRESS_SHANGHAI_INSTITUTES_FOR_BIOLOGICAL_SCIENCES
METAPRESS_SHANGHAI_JIAO_TONG_UNIVERSITY_PRESS
METAPRESS_SHANGHAI_RES_INST
METAPRESS_SHANGHAI_UNIV_PRESS
METAPRESS_SOC_BIBLICAL_STUDIES
METAPRESS_SOC_WOOD_SCIENCE_TECHNOLOGY
METAPRESS_SOCIETE_RENCESVALS
METAPRESS_SOCIETY_FOR_APPLIED_ANTHROPOLO
METAPRESS_SOCIETY_OF_AMERICAN_ARCHIVISTS
METAPRESS_SOCIETY_SERVICE_SCIENCE
METAPRESS_SOUTH_CHINA_UNIVERSITY_TECHNOLOGY_ACADEMY_
MATHEMATICS
METAPRESS_SPON_PRESS
METAPRESS_SPRINGER_GESUNDHEITS
METAPRESS_SPRINGER_HEALTHCARE_COMMUNICATIONS
METAPRESS_SPRINGER_INDIA
METAPRESS_SPRINGER_SCI_BUS_MEDIA_BV
METAPRESS_SPRINGER_SCI_BUS_MEDIA_INC
METAPRESS_SPRINGER_VERLAG_FRANCE
METAPRESS_SPRINGER_VERLAG_GMBH
METAPRESS_SPRINGER_VERLAG_HONG_KONG_LTD
METAPRESS_SPRINGER_VERLAG_ITALIA_SRL
METAPRESS_SPRINGER_VERLAG_LONDON_LTD
METAPRESS_SPRINGER_VERLAG_NEW_YORK_LLC
METAPRESS_SPRINGER_VERLAG_TOKYO
METAPRESS_SPRINGER_VERLAG_WIEN
METAPRESS_STYLUS
METAPRESS_THE_FAIRMONT_PRESS_INC

METAPRESS_THE_KOREAN_FIBER_SOCIETY
METAPRESS_THE_KOREAN_INSTITUTE_METALS_MATERIALS
METAPRESS_THE_KOREAN_SOCIETY_FOR_BIOTECHNOLOGY_AND_
BIOENGINEERING
METAPRESS_THE_KOREAN_SOCIETY_MOLECULAR_CELLULAR_
BIOLOGY
METAPRESS_THE_KOREAN_SOCIETY_OF_AUTOMOTIVE_ENGINEERS
METAPRESS_THE_KOREAN_SOCIETY_OF_MECHANICAL_ENGINEERS
METAPRESS_THE_MICROBIOLOGICAL_SOCIETY_OF_KOREA
METAPRESS_THE_NATIONAL_ASSOC_MUSIC_EDUCA
METAPRESS_THE_ROYAL_IRISH_ACADEMY
METAPRESS_THE_ROYAL_SOCIETY
METAPRESS_THOMAS_LAND_PUBLISHERS_INC
METAPRESS_TIANJIN_UNIV
METAPRESS_TRANSACTION_PUBLISHERS
METAPRESS_TRANSPORTATION_RES_BD
METAPRESS_TSINGHUA_PRESS
METAPRESS_UCLA_AMERICAN_INDIAN_STUDIES_CENTER
METAPRESS_UCLA_ASIAN_AMERICAN_STUDIES_CENTER_PRESS
METAPRESS_UCLA_CHICANO_STUDIES
METAPRESS_UNITED_KINGDOM_SERIALS_GROUP
METAPRESS_UNIV_SOUTH_CAROLINA
METAPRESS_UNIVERSITY_NEBRASKA
METAPRESS_UNIVERSITY_TORONTO_PRESS
METAPRESS_URBAN_VOGEL_MEDIEN_MEDIZIN
METAPRESS_VERLAG_HANS_HUBER
METAPRESS_VERSITA
METAPRESS_VERSITA_SPRINGER
METAPRESS_VIEWEG_VERLAG
METAPRESS_VS_VERLAG
METAPRESS_WAGENINGEN_ACADEMIC_PUBLISHERS
METAPRESS_WALSH_MEDICAL_MEDIA
METAPRESS_WOODHEAD_PUBLISHING_LIMITED

METAPRESS_WUHAN_INSTITUTE_OF_VIROLOGY_CAS
METAPRESS_WUHAN_UNIVERSITY_JOURNALS
METAPRESS_WUHAN_UNIVERSITY_TECHNOLOGY
MIT_PRESS
MODERN_LANGUAGE_ASSOCIATION
MONASH_UNIVERSITY_EPRESS_BOOKS
MONASH_UNIVERSITY_EPRESS_JOURNALS
MORGAN_AND_CLAYPOOL_SYNTHESIS_DIGITAL_LIBRARY_
ENGINEERING_AND_COMPUTER_SCIENCE
NATIONAL_RESEARCH_COUNCIL_CANADA
NATIONAL_RESEARCH_COUNCIL_CANADA_BACK_ISSUES
NATURE
NATURE_FREE
NERL_CAMBRIDGE_UNIVERSITY_PRESS_JOURNALS
NERL_NATURE_ACADEMIC_TITLES
NERL_NATURE_CLINICAL_PRACTICE
NERL_NATURE_PHYSICAL_SCIENCES
NERL_NATURE_RESEARCH_AND_REVIEWS
NERL_NATURE_SINGLE_TITLES
NERL_PALINET_SPRINGER_LINK_JOURNALS_2009
NESLI_ELSEVIER_SD_FREEDOM_COLLECTION_2009
NESLI2_INSTITUTE_OF_PHYSICS_JOURNALS_OPTION_1
NESLI2_INSTITUTE_OF_PHYSICS_JOURNALS_OPTION_2
NESLI2_ROYAL_SOCIETY_OF_CHEMISTRY_JOURNALS
NESLI2_SPRINGER_LINK_JOURNALS_BASIC_2009_2010
NESLI2_WILEY_INTERSCIENCE_JOURNALS_2009
NEW_ENGLAND_JOURNAL_OF_MEDICINE_ARCHIVE_SECTION_1
NEW_ENGLAND_JOURNAL_OF_MEDICINE_ARCHIVE_SECTION_2
NEW_ENGLAND_JOURNAL_OF_MEDICINE_CURRENT
NOW_FNT_BUSINESS_AND_ECONOMICS
NOW_FNT_TECHNOLOGY
OPTICAL_SOCIETY_OF_AMERICA
OVID_ADIS_INTERNATIONAL_COLLECTION

OVID_ATLA_RDB
OVID_CINAHL
OVID_CIRCULATION_COLLECTION
OVID_JOURNALS_AT_OVID
OVID_LIPPINCOTT_WILLIAMS_AND_WILKINS_CURRENT_OPINION_COLLECTION
OVID_LIPPINCOTT_WILLIAMS_AND_WILKINS_JOURNAL_DEFINITIVE_ARCHIVE
OVID_LIPPINCOTT_WILLIAMS_AND_WILKINS_JOURNAL_LEGACY_ARCHIVE
OVID_LIPPINCOTT_WILLIAMS_AND_WILKINS_NURSING_HEALTH_PROFESSIONS_PREMIER_2009
OVID_LIPPINCOTT_WILLIAMS_AND_WILKINS_NURSING_HEALTH_PROFESSIONS_PREMIER_2011
OVID_LIPPINCOTT_WILLIAMS_AND_WILKINS_PREMIER_COLLECTION_2008
OVID_LIPPINCOTT_WILLIAMS_AND_WILKINS_TOTAL_ACCESS_COLLECTION_2009
OVID_LIPPINCOTT_WILLIAMS_AND_WILKINS_TOTAL_ACCESS_COLLECTION_2010
OVID_LIPPINCOTT_WILLIAMS_AND_WILKINS_TOTAL_ACCESS_COLLECTION_2011
OVID_NURSING_COLLECTION_1
OVID_NURSING_COLLECTION_2
OVID_NURSING_FULL_TEXT_PLUS_COLLECTION
OVID_PREMIER_COLLECTION
OVID_PSYCARICLES
OXFORD_UNIVERSITY_PRESS_COMPLETE
OXFORD_UNIVERSITY_PRESS_CURRENT
OXFORD_UNIVERSITY_PRESS_DIGITAL_ARCHIVE
OXFORD_UNIVERSITY_PRESS_HUMANITIES_ARCHIVE
OXFORD_UNIVERSITY_PRESS_LAW_ARCHIVE
OXFORD_UNIVERSITY_PRESS_MEDICINE_ARCHIVE
OXFORD_UNIVERSITY_PRESS_SCIENCE_ARCHIVE
OXFORD_UNIVERSITY_PRESS_SOCIAL_SCIENCE_ARCHIVE

PALGRAVE_MACMILLAN
PION_LTD
PORTICO_ARCHIVE
PROFESSIONAL_ENGINEERING_JOURNALS
PROJECT_EUCLID_COMPLETE
PROJECT_EUCLID_DIRECT
PROJECT_EUCLID_OPEN_ACCESS_JOURNALS_FREE
PROJECT_EUCLID_PRIME
PROJECT_EUCLID_SELECT
PSYCONTENT_PSYJOURNALS
ROYAL_SOCIETY_OF_CHEMISTRY_ARCHIVE
ROYAL_SOCIETY_OF_CHEMISTRY_JOURNALS
SIAM_SOCIETY_FOR_INDUSTRIAL_AND_APPLIED_MATHEMATICS_CURRENT
SOURCE_OECD_BOOKS_SUBJECT_HOMEPAGE
SOURCE_OECD_PERIODICALS
SOURCE_OECD_REFERENCES
SOURCE_OECD_STATISTICS_IEA_DB
SOURCE_OECD_STATISTICS_OECD_DB
SOURCE_OECD_WORKING_PAPERS_FREE
SPIE_DIGITAL_LIBRARY
SPRINGER_LINK_CHINESE_LIBRARY_OF_SCIENCE
SPRINGER_LINK_HISTORICAL_ARCHIVES_BEHAVI
SPRINGER_LINK_HISTORICAL_ARCHIVES_BIOMED
SPRINGER_LINK_HISTORICAL_ARCHIVES_BUSINE
SPRINGER_LINK_HISTORICAL_ARCHIVES_CHEMIS
SPRINGER_LINK_HISTORICAL_ARCHIVES_COMPUT
SPRINGER_LINK_HISTORICAL_ARCHIVES_EARTH_
SPRINGER_LINK_HISTORICAL_ARCHIVES_ENGINE
SPRINGER_LINK_HISTORICAL_ARCHIVES_HUMANI
SPRINGER_LINK_HISTORICAL_ARCHIVES_MATHEM
SPRINGER_LINK_HISTORICAL_ARCHIVES_MEDICI
SPRINGER_LINK_HISTORICAL_ARCHIVES_PHYSIC

SPRINGER_LINK_JOURNALS_COMPLETE
SPRINGER_LINK_JOURNALS_STANDARD
SPRINGER_LINK_ONLINE_JOURNALS_ARCHIVE_COMPLETE
SPRINGER_LINK_RUSSIAN_LIBRARY_OF_SCIENCE
SPRINGER_LINK_SERIES
SPRINGER_PROTOCOLS
SYMPOSIUM_JOURNALS
SYMPOSIUM_JOURNALS_FREE
SYNERGY_BLACKWELL_COMPLETE
SYNERGY_BLACKWELL_FREE
SYNERGY_BLACKWELL_HSS_BACKFILE
SYNERGY_BLACKWELL_HSS_CURRENT
SYNERGY_BLACKWELL_HUMANITIES
SYNERGY_BLACKWELL_MED_NURSE
SYNERGY_BLACKWELL_PREMIUM
SYNERGY_BLACKWELL_SCI_TECH
SYNERGY_BLACKWELL_SOC_SCI
SYNERGY_BLACKWELL_STANDARD
SYNERGY_BLACKWELL_STM_BACKFILE
SYNERGY_BLACKWELL_STM_CURRENT
THIEME_CONNECT
TURPION
UNIVERSITY_OF_CHICAGO_PRESS
WALTER_DE_GRUYTER_REFERENCE_GLOBAL
WILEY_INTERSCIENCE_2009_COMPLETE
WILEY_INTERSCIENCE_ANALYT_SCIENCE_BACKFI
WILEY_INTERSCIENCE_ANGEWANDTE_CHEMIE_COL
WILEY_INTERSCIENCE_AQUACULTURE_AND_FISH_SCIENCES_
BACKFILES
WILEY_INTERSCIENCE_BIO_BACKFILE
WILEY_INTERSCIENCE_BIOLOGY_BACKFILES
WILEY_INTERSCIENCE_BUSINESS_MANAGEMENT_BACKFILE
WILEY_INTERSCIENCE_CELL_AND_DEV_BIO_BACK

WILEY_INTERSCIENCE_CHEM_SOC_BACKFILES
WILEY_INTERSCIENCE_CHEMISTRY_BACKFILE
WILEY_INTERSCIENCE_CIVIL_ENGINEERING_BACKFILE
WILEY_INTERSCIENCE_COLOR_RESEARCH_APPLICATION_BACKFILE
WILEY_INTERSCIENCE_COMMUNICATIONS_TECHNOLOGY_BACKFILE
WILEY_INTERSCIENCE_COMPUTER_SCIENCE_BACKFILE
WILEY_INTERSCIENCE_CURRENT_PROTOCOLS
WILEY_INTERSCIENCE_DENTISTRY_BACKFILES
WILEY_INTERSCIENCE_EARTH_ENVIRONMENTAL_SCIENCES_
BACKFILE
WILEY_INTERSCIENCE_ECONOMICS_FINANCE_AND_ACCOUNTING_
BACKFILES
WILEY_INTERSCIENCE_EDUCATION_BACKFILE
WILEY_INTERSCIENCE_FOOD_SCIENCE_BACKFILE
WILEY_INTERSCIENCE_GEN_MEDICINE_BACKFILE
WILEY_INTERSCIENCE_GENETICS_AND_EVOLUTIO
WILEY_INTERSCIENCE_GEOGRAPHY_AND_DEVELOPMENT_BACKFILES
WILEY_INTERSCIENCE_HEALTH_CARE_POLICY_MANAGEMENT_
BACKFILE
WILEY_INTERSCIENCE_HISTORY_AND_ARCHAEOLOGY_BACKFILES
WILEY_INTERSCIENCE_J_OF_PATHOLOGY_BACKFI
WILEY_INTERSCIENCE_JOURNAL_CHEMICAL_TECHNOLOGY_
BIOTECHNOLOGY_SCI_BACKFILES
WILEY_INTERSCIENCE_JOURNAL_POLYMER_SCIENCE_PART_C_
POLYMER_SYMPOSIA
WILEY_INTERSCIENCE_JOURNALS
WILEY_INTERSCIENCE_LANGUAGE_AND_LINGUISTICS_BACKFILES
WILEY_INTERSCIENCE_LAW_BACKFILES
WILEY_INTERSCIENCE_LITERATURE_CULTURAL_STUDIES_AND_ART_
BACKFILES
WILEY_INTERSCIENCE_MATERIALS_SCIENCE_BAC
WILEY_INTERSCIENCE_MATH_BACKFILE
WILEY_INTERSCIENCE_MEDICINE_AND_NURSING_2009
WILEY_INTERSCIENCE_MEDICINE_AND_NURSING_BACKFILES

WILEY_INTERSCIENCE_MICROBIOLOGY_BACKFILES
WILEY_INTERSCIENCE_NATURAL_SCIENCES_AND_TAXONOMY_
BACKFILES
WILEY_INTERSCIENCE_NEUROSCIENCE_BACKFILE
WILEY_INTERSCIENCE_NEW_DIRECTIONS_FOR_EV
WILEY_INTERSCIENCE_NUMERICAL_ENG_BACKFIL
WILEY_INTERSCIENCE_ONCOLOGY_AND_HEMATOLOGY_BACKFILE
WILEY_INTERSCIENCE_ONLINE_BOOKS
WILEY_INTERSCIENCE_PHARMACOLOGY_TOXICOLOGY_BACKFILE
WILEY_INTERSCIENCE_PHILOSOPHY_BACKFILES
WILEY_INTERSCIENCE_PHYSICS_ASTRONOMY_BACKFILE
WILEY_INTERSCIENCE_POLITICS_BACKFILES
WILEY_INTERSCIENCE_POLYMER_BACKFILE
WILEY_INTERSCIENCE_POLYMER_INTERNATIONAL_BACKFILE
WILEY_INTERSCIENCE_PSYCHOLOGY_BACKFILES
WILEY_INTERSCIENCE_RELIGION_AND_THEOLOGY_BACKFILES
WILEY_INTERSCIENCE_SOCIOLOGY_SOCIAL_POLICY_SOCIAL_
WELFARE_AND_ANTHROPOLOGY_BACKF
WILEY_INTERSCIENCE_SSH_2009
WILEY_INTERSCIENCE_STM_2009
WILEY_INTERSCIENCE_TRIBOLOGY_BACKFILE
WILEY_INTERSCIENCE_VETERINARY_MEDICINE_BACKFILES
WORLD_SCIENTIFIC_ARCHIVES
WORLD_SCIENTIFIC_JOURNALS

B

Bulk Target Parsers

This section includes:

- [Overview](#) on page 187
- [Linking with DOI](#) on page 187
- [Bulk::BULK Parser](#) on page 188
- [Parser Names and Values](#) on page 188

Overview

The bulk family of target parsers creates target URLs in the following format:

<BaseURL><Parameter>

- <BaseURL> – the value of the `url=` statement in the target service's parse param.
- <Parameter> – based on the specific parser used. It may be taken from the information sent over the OpenURL or from the object portfolio parse param. Refer to the table below for a list of parsers and the values they use.

NOTE:

If the bulk parsers are used for a specific object portfolio and not for the entire target service, the value of the `url=` statement should be placed in the object portfolio parse param in addition to any parameter.

Linking with DOI

Effective from the March 2009 revision, all bulk parsers except Bulk::DOI, have two versions:

- A regular version using the syntax described above.
- A DOI version, which unlike the regular version, first checks if a DOI exists, and then creates a link using the DOI value. Otherwise, the parser functions like the regular parser. This gives the option to link to the article level when available. Linking using DOI is done via the standard `dx.doi.org` service.

Bulk::BULK Parser

This target parser differs from other parsers in the bulk family of target parsers. The target URL created by this parser is exactly the value of the `jkey` = statement in the object portfolio or target service parse param.

Parser Names and Values

Table 59. Parser Names and Values

Parser Name	Value
Bulk::ISSN	ISSN with hyphens
Bulk::ISSNdoi	ISSN with hyphens + DOI for article linking
Bulk::issn	ISSN without hyphens
Bulk::issnDOI	ISSN without hyphens + DOI for article linking
Bulk::EISSN	eISSN with hyphens
Bulk::EISSNdoi	eISSN with hyphens + DOI for article linking
Bulk::eissn	eISSN without hyphens
Bulk::eissnDOI	eISSN without hyphens + DOI for article linking
Bulk::ISBN	ISBN with hyphens
Bulk::ISBNdoi	ISBN with hyphens + DOI for article linking
Bulk::isbn	ISBN without hyphens
Bulk::isbnDOI	eISBN without hyphens + DOI for article linking
Bulk::EISBN	eISBN with hyphens
Bulk::EISBNdoi	eISBN with hyphens + DOI for article linking
Bulk::eisbn	eISBN without hyphens
Bulk::eisbnDOI	eISBN without hyphens + DOI for article linking
Bulk::JKEY	jkey
Bulk::JKEYdoi	jkey + DOI for article linking
Bulk::BKEY	bkey
Bulk::BKEYdoi	bkey + DOI for article linking
Bulk::DOI	DOI

Table 59. Parser Names and Values

Parser Name	Value
Bulk::BULK	URL as the jkey
Bulk::BULKdoi	URL as the jkey + DOI for article linking

NOTE:

When using a target parser using a specific value (for example, ISSN), add a threshold requiring that value to exist in order for the service to be displayed in the SFX menu. If the value does not exist, the target URL is created with the base URL (the value of the `url=` statement).

C

Shibboleth Authentication

NOTE:

This appendix is relevant only for SFX.

Many information providers and institutions are enabling Shibboleth SSO for linking to information resources and services. Some information providers enable this by providing a specific parameter to be passed by the URL. Other vendors provide linking by adding the target URL after the URL of the institutions Shibboleth IDP server. As of the January 2010 revision update, a new configuration file has been added to SFX to allow for a one-time configuration of the Shibboleth IDP server URL for the entire SFX instance and the changing of specific target parsers to use this URL to create the link to the target. See the configuration instructions below for configuration instructions

For more information about Shibboleth SSO, see: <http://shibboleth.internet2.edu>

To configure linking through Shibboleth:

- 1 Update the file in the `config` directory:

```
cn
vi shibboleth.config
```

- 2 Enter the IDP URL in the configuration file under the `idp_url` parameter, for example

```
idp_url "https://idp.university.edu"
```

This IDP URL is used for all the targets that support Shibboleth.

The following is another example in a different format:

```
https://shib01.university.ac.uk/idp/profile/Shibboleth/SSO
```

- 3 Enter the Entity ID in the configuration file under the `entityID` parameter, for example:

```
entityID "https://idp.university.edu/entity"
```

- 4 For each target whose linking you want to redirect through Shibboleth, enter *yes* in the value box of the `$$$SHIBBOLETH L/P` flag.

If the flag is empty, the target parser uses the regular (non Shibboleth) syntax, even if the value in the `config` file is filled in. Regular (non Shibboleth) linking syntax is also used if the target L/P flag has a value but the IDP parameter is empty.

The following targets use `Shibboleth.config`:

Table 60. List of Targets That Use Shibboleth

Target Name	Service Type
EIN_ONLINE_LAW_JOURNAL_LIBRARY	getFullTxt
ELSEVIER_SD_AMERICAN_MED_INFORMATICS	getFullTxt
ELSEVIER_SD_AGRICULTURAL_BIOLOGICAL_SCIENCES	getFullTxt
ELSEVIER_SD_ANDERSEN_PUBLISHING_LTD	getFullTxt
ELSEVIER_SD_AMERICAN_PSYCHOLOGICAL_ASSOC	getFullTxt
ELSEVIER_SD_ACADEMIC_PRESS	getFullTxt
ELSEVIER_SD_BACKFILE_AGRICULTURAL	getFullTxt
ELSEVIER_SD_BACKFILE_AGRICULTURE_SUPPLEMENT	getFullTxt
ELSEVIER_SD_BACKFILE_BIOCHEM	getFullTxt
ELSEVIER_SD_BACKFILE_BIOCHEMISTRY_SUPPLEMENT	getFullTxt
ELSEVIER_SD_BACKFILE_BUSINESS	getFullTxt
ELSEVIER_SD_BACKFILE_BUSINESS_SUPPLEMENT	getFullTxt
ELSEVIER_SD_BACKFILE_CELL_PRESS	getFullTxt
ELSEVIER_SD_BACKFILE_CHEMISTRY_ALL	getFullTxt
ELSEVIER_SD_BACKFILE_CHEM_ENGINEERING	getFullTxt
ELSEVIER_SD_BACKFILE_CHEM_ENGINEERING_SUPPLEMENT	getFullTxt
ELSEVIER_SD_BACKFILE_COMPLETE	getFullTxt
ELSEVIER_SD_BACKFILE_COMPUTER	getFullTxt
ELSEVIER_SD_BACKFILE_COMPUTER_SCIENCE_SUPPLEMENT	getFullTxt
ELSEVIER_SD_BACKFILE_DECISION	getFullTxt
ELSEVIER_SD_BACKFILE_EARTH	getFullTxt
ELSEVIER_SD_BACKFILE_EARTH_SUPPLEMENT	getFullTxt

Table 60. List of Targets That Use Shibboleth

Target Name	Service Type
ELSEVIER_SD_BACKFILE_ECONOMICS	getFullTxt
ELSEVIER_SD_BACKFILE_ECONOMICS_SUPPLEMENT	getFullTxt
ELSEVIER_SD_BACKFILE_ENERGY	getFullTxt
ELSEVIER_SD_BACKFILE_ENGINEERING_TECHNOLOGY	getFullTxt
ELSEVIER_SD_BACKFILE_ENVIRONMENTAL	getFullTxt
ELSEVIER_SD_BACKFILE_ENVIRONMENTAL_SUPPLEMENT	getFullTxt
ELSEVIER_SD_BACKFILE_HIGH_ENERGY	getFullTxt
ELSEVIER_SD_BACKFILE_HIGH_ENERGY_SUPPLEMENT	getFullTxt
ELSEVIER_SD_BACKFILE_IMMUNOLOGY	getFullTxt
ELSEVIER_SD_BACKFILE_IMMUNOLOGY_SUPPLEMENT	getFullTxt
ELSEVIER_SD_BACKFILE_INORGANIC_CHEMISTRY	getFullTxt
ELSEVIER_SD_BACKFILE_INORGANIC_CHEMISTRY_SUPPLEMENT	getFullTxt
ELSEVIER_SD_BACKFILE_MATERIALS_SCI	getFullTxt
ELSEVIER_SD_BACKFILE_MATH	getFullTxt
ELSEVIER_SD_BACKFILE_MATHEMATICS_SUPPLEMENT	getFullTxt
ELSEVIER_SD_BACKFILE_MD_ALLERGOLOGY_RH_I	getFullTxt
ELSEVIER_SD_BACKFILE_MD_ANESTHESIOLOGY	getFullTxt
ELSEVIER_SD_BACKFILE_MD_CLINICAL_NEUROLO	getFullTxt
ELSEVIER_SD_BACKFILE_MD_DENTISTRY_SUPPLEMENT1	getFullTxt
ELSEVIER_SD_BACKFILE_MD_DENTISTRY_SUPPLEMENT2	getFullTxt
ELSEVIER_SD_BACKFILE_MD_FORENSIC_MEDICIN	getFullTxt
ELSEVIER_SD_BACKFILE_MD_GASTROENTEROLOGY	getFullTxt
ELSEVIER_SD_BACKFILE_MD_GENERAL_MEDICINE	getFullTxt
ELSEVIER_SD_BACKFILE_MD_HEMATOLOGY	getFullTxt
ELSEVIER_SD_BACKFILE_MD_OBSTETRICS	getFullTxt
ELSEVIER_SD_BACKFILE_MD_ONCOLOGY	getFullTxt
ELSEVIER_SD_BACKFILE_MD_ORTHOPEDICS	getFullTxt
ELSEVIER_SD_BACKFILE_MD_PERINATOLOGY_PED	getFullTxt

Table 60. List of Targets That Use Shibboleth

Target Name	Service Type
ELSEVIER_SD_BACKFILE_MD_PSYCHIATRY	getFullTxt
ELSEVIER_SD_BACKFILE_MD_PUBLIC_HEALTH	getFullTxt
ELSEVIER_SD_BACKFILE_MD_RADIOLOGY	getFullTxt
ELSEVIER_SD_BACKFILE_MD_RESPIRATORY	getFullTxt
ELSEVIER_SD_BACKFILE_MD_SURGERY	getFullTxt
ELSEVIER_SD_BACKFILE_MEDICINE_DENTISTRY	getFullTxt
ELSEVIER_SD_BACKFILE_NEURO	getFullTxt
ELSEVIER_SD_BACKFILE_NEUROSCIENCE_SUPPLEMENT	getFullTxt
ELSEVIER_SD_BACKFILE_NURSING_AND_HEALTH	getFullTxt
ELSEVIER_SD_BACKFILE_ORGANIC_CHEMISTRY	getFullTxt
ELSEVIER_SD_BACKFILE_ORGANIC_CHEMISTRY_SUPPLEMENT	getFullTxt
ELSEVIER_SD_BACKFILE_PHARMACOLOGY	getFullTxt
ELSEVIER_SD_BACKFILE_PHARMACOLOGY_SUPPLEMENT	getFullTxt
ELSEVIER_SD_BACKFILE_PHYSICS	getFullTxt
ELSEVIER_SD_BACKFILE_PHYSICS_SUPPLEMENT	getFullTxt
ELSEVIER_SD_BACKFILE_PHYS_ANALYT_CHEM	getFullTxt
ELSEVIER_SD_BACKFILE_PHYS_ANALYT_CHEM_SUPPLEMENT	getFullTxt
ELSEVIER_SD_BACKFILE_PSYCH	getFullTxt
ELSEVIER_SD_BACKFILE_PSYCHOLOGY_SUPPLEMENT	getFullTxt
ELSEVIER_SD_BACKFILE_SOCIAL_SCI	getFullTxt
ELSEVIER_SD_BACKFILE_SOCIAL_SCIENCE_SUPPLEMENT	getFullTxt
ELSEVIER_SD_BACKFILE_VETERINARY	getFullTxt
ELSEVIER_SD_BAILLIERE_TINDALL	getFullTxt
ELSEVIER_SD_BIOCHEMISTRY_GENETICS_MOLECULAR_BIOLOGY	getFullTxt
ELSEVIER_SD_BUSINESS_MANAGEMENT_ACCOUNTING	getFullTxt
ELSEVIER_SD_BUTTERWORTH_HEINEMANN	getFullTxt
ELSEVIER_SD_CELL_PRESS	getFullTxt

Table 60. List of Targets That Use Shibboleth

Target Name	Service Type
ELSEVIER_SD_CHEMICAL_ENGINEERING	getFullTxt
ELSEVIER_SD_CHEMISTRY	getFullTxt
ELSEVIER_SD_CHINA_COLLECTION	getFullTxt
ELSEVIER_SD_CHURCHILL_LIVINGSTONE	getFullTxt
ELSEVIER_SD_COLLECTION	getFullTxt
ELSEVIER_SD_COLLEGE_HEALTH_LIFE	getFullTxt
ELSEVIER_SD_COLLEGE_PHYSICAL_SCIENCES	getFullTxt
ELSEVIER_SD_COLLEGE_SOCIAL_BEHAVIORAL	getFullTxt
ELSEVIER_SD_COMPUTER_SCIENCE	getFullTxt
ELSEVIER_SD_CORPORATE_EDITION	getFullTxt
ELSEVIER_SD_DECISION_SCIENCES	getFullTxt
ELSEVIER_SD_EARTH_PLANETARY_SCIENCES	getFullTxt
ELSEVIER_SD_ECONOMICS_ECONOMETRICS_FINANCE	getFullTxt
ELSEVIER_SD_EDICIONES_DOYMA	getFullTxt
ELSEVIER_SD_EDITIONS_SCIENTIFIQUES_ET_ME	getFullTxt
ELSEVIER_SD_ELSEVIER	getFullTxt
ELSEVIER_SD_ELSEVIER_ADVANCED_TECHNOLOGY	getFullTxt
ELSEVIER_SD_ELSEVIER_CURRENT_TRENDS	getFullTxt
ELSEVIER_SD_ENERGY	getFullTxt
ELSEVIER_SD_ENGINEERING	getFullTxt
ELSEVIER_SD_ENVIRONMENTAL_SCIENCE	getFullTxt
ELSEVIER_SD_EXCERPTA_MEDICA	getFullTxt
ELSEVIER_SD_FREEDOM_COLLECTION	getFullTxt
ELSEVIER_SD_GULF_PROFESSIONAL	getFullTxt
ELSEVIER_SD_HEALTH	getFullTxt
ELSEVIER_SD_HEALTH_SCIENCES	getFullTxt
ELSEVIER_SD_IMMUNOLOGY_MICROBIOLOGY	getFullTxt
ELSEVIER_SD_JAI	getFullTxt
ELSEVIER_SD_MATERIALS_SCIENCE	getFullTxt

Table 60. List of Targets That Use Shibboleth

Target Name	Service Type
ELSEVIER_SD_MATHEMATICS	getFullTxt
ELSEVIER_SD_MISCELLANEOUS	getFullTxt
ELSEVIER_SD_MOSBY	getFullTxt
ELSEVIER_SD_NEUROSCIENCE	getFullTxt
ELSEVIER_SD_NORTH_HOLLAND	getFullTxt
ELSEVIER_SD_PERGAMON	getFullTxt
ELSEVIER_SD_PHARMACOLOGY_TOXICOLOGY_PHARMACEUTICAL_SCIENCE	getFullTxt
ELSEVIER_SD_PHYSICS_ASTRONOMY	getFullTxt
ELSEVIER_SD_PSYCHOLOGY	getFullTxt
ELSEVIER_SD_REED_BUSINESS	getFullTxt
ELSEVIER_SD_SAS	getFullTxt
ELSEVIER_SD_SCIENCE	getFullTxt
ELSEVIER_SD_SCIENCE_BV	getFullTxt
ELSEVIER_SD_SCIENCE_DIRECT_COMPLETE	getAbstract
ELSEVIER_SD_SCIENCE_DIRECT_COMPLETE	getFullTxt
ELSEVIER_SD_SCIENCE_LTD	getFullTxt
ELSEVIER_SD_SOCIAL_SCIENCES	getFullTxt
ELSEVIER_SD_SOC_BIOTECH_JAPAN	getFullTxt
ELSEVIER_SD_URBAN_AND_FISCHER	getFullTxt
ELSEVIER_SD_W_B_SAUNDERS	getFullTxt
NESLI2_ELSEVIER_SD_FREEDOM_COLLECTION	getFullTxt
HEIN_ONLINE_FOREIGN_INTERNATIONAL_LAW_RESOURCES	getFullTxt
HEIN_ONLINE_WORLD_TRIALS_LIBRARY	getFullTxt
HEIN_ONLINE_SESSION_LAWS	getFullTxt
HEIN_ONLINE_LEGAL_CLASSICS	getFullTxt
HEIN_ONLINE_CONGRESSIONAL_DOCUMENTS_LIBRARY	getFullTxt
HEIN_ONLINE_ENGLISH_REPORTS	getFullTxt

Table 60. List of Targets That Use Shibboleth

Target Name	Service Type
HEIN_ONLINE_EUROPEAN_CENTER_FOR_MINORITY_ISSUES	getFullTxt
HEIN_ONLINE_FEDERAL_REGISTER_LIBRARY	getFullTxt
HEIN_ONLINE_TREATIES_AND_AGREEMENTS_LIBRARY	getFullTxt
HEIN_ONLINE_US_ATTORNEY_GENERAL_OPINIONS	getFullTxt
HEIN_ONLINE_US_FEDERAL_AGENCY_DOCUMENTS_DECISIONS_AND_APPEALS	getFullTxt
HEIN_ONLINE_US_PRESIDENTIAL_LIBRARY	getFullTxt
HEIN_ONLINE_US_STATUTES_AT_LARGE	getFullTxt
HEIN_ONLINE_US_SUPREME_COURT_LIBRARY	getFullTxt
HEIN_ONLINE_US_FEDERAL_LEGISLATIVE_HISTORY_LIBRARY	getFullTxt
HEIN_ONLINE_ISRAEL_LAW_REPORTS	getFullTxt
HEIN_ONLINE_MANUAL_PATENT_EXAMINING_PROCEDURE	getFullTxt
HEIN_ONLINE_HARVARD_RESEARCH_INTERNATIONAL_LAW	getFullTxt
HEIN_ONLINE_FOREIGN_RELATIONS_UNITED_STATES_FRUS	getFullTxt
HEIN_ONLINE_PHILIP_C_JESSUP_LIBRARY	getFullTxt
HEIN_ONLINE_KLUWER_LAW_INTERNATIONAL_JOURNAL_LIBRARY	getFullTxt
HEIN_ONLINE_CODE_OF_FEDERAL_REGULATIONS	getFullTxt
WESTLAW_UK_INDIVIDUAL_JOURNALS_LAW_REVIEWS	getFullTxt
ELSEVIER_SD_BOOKS	getFullTxt
ELSEVIER_SD_BOOKS_1995_2006	getFullTxt
ELSEVIER_WEB_EDITIONS	getFullTxt
WILSON_BIOLOGICAL_AND_AGRICULTURAL_INDEX	getAbstract
WILSON_SOCIAL_SCIENCES_ABSTRACTS	getAbstract
WILSON_OMNIFILE_FT_MEGA	getFullTxt
WILSON_OMNIFILE_FT_MEGA	getAbstract

Table 60. List of Targets That Use Shibboleth

Target Name	Service Type
WILSON_ART_FULL_TEXT	getFullTxt
WILSON_APPLIED_SCIENCE_AND_TECHNOLOGY_FULL_TEXT	getFullTxt
WILSON_ART_INDEX_RETROSPECTIVE	getTOC
WILSON_BIOLOGICAL_AND_AGRICULTURAL_INDEX	getFullTxt
WILSON_BUSINESS_PERIODICALS_FULL_TEXT	getFullTxt
WILSON_BOOK_REVIEW_DIGEST	getAbstract
WILSON_BOOK_REVIEW_DIGEST	getFullTxt
WILSON_EDUCATION_FULL_TEXT	getFullTxt
WILSON_GENERAL_SCIENCE_FULL_TEXT	getFullTxt
WILSON_HUMANITIES_INDEX	getAbstract
WILSON_HUMANITIES_INDEX	getFullTxt
WILSON_INDEX_TO_LEGAL_PERIODICALS_AND_BOOKS	getFullTxt
WILSON_LIBRARY_LITERATURE_AND_INFORMATION_SCIENCE_FULL_TEXT	getFullTxt
WILSON_OMNIFILE_V_FULLTEXT	getAbstract
WILSON_OMNIFILE_V_FULLTEXT	getFullTxt
WILSON_OMNIFILE_FULLTEXT_SELECT	getAbstract
WILSON_OMNIFILE_FULLTEXT_SELECT	getFullTxt
WILSON_READERS_GUIDE_TO_PERIODICAL_LITERATURE	getAbstract
WILSON_READERS_GUIDE_TO_PERIODICAL_LITERATURE	getFullTxt
WILSON_SOCIAL_SCIENCES_FULL_TEXT	getFullTxt
WILSON_EDUCATION_ABSTRACTS	getAbstract
WILSON_BUSINESS_PERIODICALS_ABSTRACTS	getAbstract
WILSON_ART_ABSTRACTS	getAbstract
WILSON_APPLIED_SCIENCE_AND_TECHNOLOGY_ABSTRACTS	getAbstract
WILSON_GENERAL_SCIENCE_ABSTRACTS	getAbstract
WILSON_LIBRARY_LITERATURE_AND_INFORMATION_SCIENCE_INDEX	getTOC

Table 60. List of Targets That Use Shibboleth

Target Name	Service Type
DAWSONERA	getFullTxt
MYILIBRARY	getFullTxt
OVID_JOURNALS_AT_OVID	getFullTxt
OVID_CINAHL	getTOC
OVID_PSYCARTICLES	getFullTxt
OVID_ATLA_RDB	getFullTxt
OVID_LIPPINCOTT_WILLIAMS_AND_WILKINS_TOTAL_ACCESS_COLLECTION_2009	getFullTxt
OVID_LIPPINCOTT_WILLIAMS_AND_WILKINS_JOURNAL_LEGACY_ARCHIVE	getFullTxt
OVID_ADIS_INTERNATIONAL_COLLECTION	getFullTxt
OVID_CIRCULATION_COLLECTION	getFullTxt
OVID_LIPPINCOTT_WILLIAMS_AND_WILKINS_CURRENT_OPINION_COLLECTION	getFullTxt
OVID_LIPPINCOTT_WILLIAMS_AND_WILKINS_PREMIER_COLLECTION_2008	getFullTxt
OVID_LIPPINCOTT_WILLIAMS_AND_WILKINS_JOURNAL_DEFINITIVE_ARCHIVE	getFullTxt
OVID_NURSING_COLLECTION_1	getFullTxt
OVID_PREMIER_COLLECTION	getFullTxt
OVID_LIPPINCOTT_WILLIAMS_AND_WILKINS_TOTAL_ACCESS_COLLECTION_2010	getFullTxt
HEIN_ONLINE_UN_LAW_COLLECTION	getFullTxt
WILSON_INDEX_TO_LEGAL_PERIODICALS_AND_BOOKS	getTOC
HEIN_ONLINE_BAR_JOURNAL_LIBRARY	getFullTxt
HEIN_ONLINE_WORLD_CONSTITUTIONS_ILLUSTRATED	getFullTxt
ELSEVIER_SD_FREE_ACCESS_JOURNALS	getFullTxt
ELSEVIER_SD_BACKFILE_DENTISTRY_ORAL_SURGERY_MEDICINE	getFullTxt
OVID_NURSING_FULL_TEXT_PLUS_COLLECTION	getFullTxt
ELSEVIER_SCOPUS	getAbstract

Table 60. List of Targets That Use Shibboleth

Target Name	Service Type
EBSCOHOST_ELECTRONIC_JOURNALS_SERVICE	getFullTxt
EBSCOHOST_ELECTRONIC_JOURNALS_SERVICE	getTOC
EBSCOHOST_ACADEMIC_SEARCH_ELITE	getFullTxt
EBSCOHOST_BUSINESS_SOURCE_ELITE	getFullTxt
EBSCOHOST_BUSINESS_SOURCE_ELITE	getTOC
EBSCOHOST_BUSINESS_SOURCE_PREMIER	getFullTxt
EBSCOHOST_BUSINESS_SOURCE_PREMIER	getTOC
EBSCOHOST_CORPORATE_RESOURCE_NET	getFullTxt
EBSCOHOST_CORPORATE_RESOURCE_NET	getTOC
EBSCOHOST_HEALTH_BUSINESS_FT	getFullTxt
EBSCOHOST_HEALTH_BUSINESS_FT	getTOC
EBSCOHOST_ACADEMIC_SEARCH_PREMIER	getFullTxt
EBSCOHOST_ACADEMIC_SEARCH_PREMIER	getTOC
EBSCOHOST_HEALTH_BUSINESS_FT_ELITE	getFullTxt
EBSCOHOST_HEALTH_BUSINESS_FT_ELITE	getTOC
EBSCOHOST_MAS_ULTRA_SCHOOL_EDITION	getFullTxt
EBSCOHOST_MAS_ULTRA_SCHOOL_EDITION	getTOC
EBSCOHOST_MAS_ULTRA_PUBLIC_LIBRARY_EDITI	getFullTxt
EBSCOHOST_MAS_ULTRA_PUBLIC_LIBRARY_EDITI	getTOC
EBSCOHOST_MASTERFILE_ELITE	getFullTxt
EBSCOHOST_MASTERFILE_ELITE	getTOC
EBSCOHOST_MASTERFILE_PREMIER	getFullTxt
EBSCOHOST_MASTERFILE_PREMIER	getTOC
EBSCOHOST_MASTERFILE_SELECT	getFullTxt
EBSCOHOST_MASTERFILE_SELECT	getTOC
EBSCOHOST_MIDDLE_SEARCH_PLUS	getFullTxt
EBSCOHOST_MIDDLE_SEARCH_PLUS	getTOC
EBSCOHOST_MILITARY_AND_GOVERNMENT_COLLE	getFullTxt
EBSCOHOST_MILITARY_AND_GOVERNMENT_COLLE	getTOC

Table 60. List of Targets That Use Shibboleth

Target Name	Service Type
EBSCOHOST_PRIMARY_SEARCH	getFullTxt
EBSCOHOST_PRIMARY_SEARCH	getTOC
EBSCOHOST_PROFESSIONAL_DEVELOPMENT_COLL	getFullTxt
EBSCOHOST_PROFESSIONAL_DEVELOPMENT_COLL	getTOC
EBSCOHOST_VOCATIONAL_AND_CAREER_COLLECTI	getFullTxt
EBSCOHOST_VOCATIONAL_AND_CAREER_COLLECTI	getTOC
EBSCOHOST_HEALTH_SOURCE_NURSING_ACADEMIC	getFullTxt
EBSCOHOST_HEALTH_SOURCE_NURSING_ACADEMIC	getTOC
EBSCOHOST_HEALTH_SOURCE_CONSUMER_EDITION	getFullTxt
EBSCOHOST_HEALTH_SOURCE_CONSUMER_EDITION	getTOC
EBSCOHOST_COMPUTER_SOURCE	getFullTxt
EBSCOHOST_COMPUTER_SOURCE	getTOC
EBSCOHOST_AUSTRALIA_NEW_ZEALAND_REF	getFullTxt
EBSCOHOST_AUSTRALIA_NEW_ZEALAND_REF	getTOC
EBSCOHOST_BIOMEDICAL_REF_COLLECTION_EXPA	getFullTxt
EBSCOHOST_BIOMEDICAL_REF_COLLECTION_EXPA	getTOC
EBSCOHOST_BIOMEDICAL_REF_COLLECTION_BASI	getFullTxt
EBSCOHOST_BIOMEDICAL_REF_COLLECTION_BASI	getTOC
EBSCOHOST_BIOMEDICAL_REF_COLL_COMPREHENS	getFullTxt
EBSCOHOST_BIOMEDICAL_REF_COLL_COMPREHENS	getTOC
EBSCOHOST_NURSING_AND_ALLIED_HEALTH_BASI	getFullTxt
EBSCOHOST_NURSING_AND_ALLIED_HEALTH_BASI	getTOC
EBSCOHOST_NURSING_AND_ALLIED_HEALTH_EXPA	getFullTxt
EBSCOHOST_NURSING_AND_ALLIED_HEALTH_EXPA	getTOC
EBSCOHOST_NURSING_ALLIED_HEALTH_COMPREHE	getFullTxt
EBSCOHOST_NURSING_ALLIED_HEALTH_COMPREHE	getTOC
EBSCOHOST_PSYCHOLOGY_AND_BEHAVIORAL_SCIE	getFullTxt
EBSCOHOST_PSYCHOLOGY_AND_BEHAVIORAL_SCIE	getTOC
EBSCOHOST_RELIGION_AND_PHILOSOPHY_COLLEC	getFullTxt

Table 60. List of Targets That Use Shibboleth

Target Name	Service Type
EBSCOHOST_RELIGION_AND_PHILOSOPHY_COLLEC	getTOC
EBSCOHOST_SOCIOLOGICAL_COLLECTION	getFullTxt
EBSCOHOST_SOCIOLOGICAL_COLLECTION	getTOC
EBSCOHOST_ALT_HEALTHWATCH	getFullTxt
EBSCOHOST_ALT_HEALTHWATCH	getTOC
EBSCOHOST_PSYCARTICLES	getFullTxt
EBSCOHOST_PSYCARTICLES	getTOC
EBSCOHOST_BIOMEDICAL_REF_COLLECTION_CORP	getFullTxt
EBSCOHOST_BIOMEDICAL_REF_COLLECTION_CORP	getTOC
EBSCOHOST_BUSINESS_SOURCE_CORPORATE	getFullTxt
EBSCOHOST_BUSINESS_SOURCE_CORPORATE	getTOC
EBSCOHOST_CANADIAN_REFERENCE_CENTRE	getFullTxt
EBSCOHOST_CANADIAN_REFERENCE_CENTRE	getTOC
EBSCOHOST_GENERAL_SCIENCE_COLLECTION	getFullTxt
EBSCOHOST_GENERAL_SCIENCE_COLLECTION	getTOC
EBSCOHOST_UK_EIRE_REFERENCE_CENTRE	getFullTxt
EBSCOHOST_UK_EIRE_REFERENCE_CENTRE	getTOC
EBSCOHOST_ATLA_SERIALS	getFullTxt
EBSCOHOST_FUENTE_ACADEMICA	getFullTxt
EBSCOHOST_FUENTE_ACADEMICA	getTOC
EBSCOHOST_MEDICLATINA	getFullTxt
EBSCOHOST_COMM_MASS_MEDIA_COMPLETE	getFullTxt
EBSCOHOST_COMM_MASS_MEDIA_COMPLETE	getTOC
EBSCOHOST_LEGAL_COLLECTION	getFullTxt
EBSCOHOST_HISTORY_REFERENCE_CENTER	getAbstract
EBSCOHOST_HISTORY_REFERENCE_CENTER	getFullTxt
EBSCOHOST_SCIENCE_AND_TECHNOLOGY_COLLECT	getAbstract
EBSCOHOST_SCIENCE_AND_TECHNOLOGY_COLLECT	getFullTxt
EBSCOHOST_REGIONAL_BUSINESS_NEWS	getFullTxt

Table 60. List of Targets That Use Shibboleth

Target Name	Service Type
EBSCOHOST_REGIONAL_BUSINESS_NEWS	getTOC
EBSCOHOST_HUMANITIES_INDEX	getAbstract
EBSCOHOST_EDUCATION_INDEX	getAbstract
EBSCOHOST_SERIALS_DIRECTORY	getCitedJournal
EBSCOHOST_CINAHL	getFullTxt
EBSCOHOST_CINAHL	getTOC
EBSCOHOST_LGBT_LIFE	getAbstract
EBSCOHOST_LGBT_LIFE_PLUS_FT	getAbstract
EBSCOHOST_LGBT_LIFE_PLUS_FT	getFullTxt
EBSCOHOST_SOCINDEX	getAbstract
EBSCOHOST_SOCINDEX_WITH_FULL_TEXT	getAbstract
EBSCOHOST_SOCINDEX_WITH_FULL_TEXT	getFullTxt
EBSCOHOST_WORLD_HISTORY_COLLECTION	getAbstract
EBSCOHOST_WORLD_HISTORY_COLLECTION	getFullTxt
EBSCOHOST_MEGAFILE	getAbstract
EBSCOHOST_MEGAFILE	getFullTxt
EBSCOHOST_HUMANITIES_INTL_COMPLETE	getFullTxt
EBSCOHOST_HUMANITIES_INTL_COMPLETE	getTOC
EBSCOHOST_ACADEMIC_SEARCH_ALUMNI_EDITION	getFullTxt
EBSCOHOST_ACADEMIC_SEARCH_ALUMNI_EDITION	getTOC
EBSCOHOST_ACADEMIC_SOURCE_PREMIER	getFullTxt
EBSCOHOST_ACADEMIC_SOURCE_PREMIER	getTOC
EBSCOHOST_ADVANCED_PLACEMENT_SOURCE	getFullTxt
EBSCOHOST_ADVANCED_PLACEMENT_SOURCE	getTOC
EBSCOHOST_BUSINESS_SOURCE_ALUMNI_EDITION	getFullTxt
EBSCOHOST_BUSINESS_SOURCE_ALUMNI_EDITION	getTOC
EBSCOHOST_BUSINESS_SOURCE_COMPLETE	getFullTxt
EBSCOHOST_BUSINESS_SOURCE_COMPLETE	getTOC
EBSCOHOST_HOSPITALITY_TOURISM_COMPLETE	getFullTxt

Table 60. List of Targets That Use Shibboleth

Target Name	Service Type
EBSCOHOST_HOSPITALITY_TOURISM_COMPLETE	getTOC
EBSCOHOST_INTER_BIBLIOGRAPHY_THEATRE_DAN	getFullTxt
EBSCOHOST_INTER_BIBLIOGRAPHY_THEATRE_DAN	getTOC
EBSCOHOST_INTER_SECURITY_COUNTER_TERRORI	getFullTxt
EBSCOHOST_INTER_SECURITY_COUNTER_TERRORI	getTOC
EBSCOHOST_CINAHL_PLUS_WITH_FULL_TEXT	getFullTxt
EBSCOHOST_CINAHL_PLUS_WITH_FULL_TEXT	getTOC
EBSCOHOST_CINAHL_WITH_FULL_TEXT	getFullTxt
EBSCOHOST_CINAHL_WITH_FULL_TEXT	getTOC
EBSCOHOST_CINAHL_PLUS	getFullTxt
EBSCOHOST_CINAHL_PLUS	getTOC
EBSCOHOST_FRENCH_BUSINESS_SOURCE	getFullTxt
EBSCOHOST_THE_NATION_ARCHIVES	getAbstract
EBSCOHOST_THE_NATION_ARCHIVES	getFullTxt
EBSCOHOST_EDUCATION_RESEARCH_COMPLETE	getFullTxt
EBSCOHOST_MEDLINE_WITH_FULL_TEXT	getFullTxt
EBSCOHOST_SPORTDISCUS_WITH_FULL_TEXT	getFullTxt
EBSCOHOST_ENVIRONMENT_COMPLETE	getFullTxt
EBSCOHOST_ECONLIT_WITH_FULL_TEXT	getFullTxt
EBSCOHOST_ACADEMIC_SEARCH_COMPLETE	getFullTxt
EBSCOHOST_ACADEMIC_SEARCH_COMPLETE	getTOC
EBSCOHOST_LITERARY_REFERENCE_CENTER	getFullTxt
EBSCOHOST_SCIENCE_REFERENCE_CENTER	getFullTxt
EBSCOHOST_COMPUTERS_APPLIED_SCI_COMPLETE	getTOC
EBSCOHOST_COMPUTERS_APPLIED_SCI_COMPLETE	getFullTxt
EBSCOHOST_LIBRARY_INFORMATION_SCIENCE_TECHNOLOGY_ABSTRACTS_WITH_FULLTEXT	getTOC
EBSCOHOST_LIBRARY_INFORMATION_SCIENCE_TECHNOLOGY_ABSTRACTS_WITH_FULLTEXT	getFullTxt

Table 60. List of Targets That Use Shibboleth

Target Name	Service Type
EBSCOHOST_FILM_TELEVISION_LITERATURE_INDEX_WITH_FULL_TEXT	getFullTxt
EBSCOHOST_FILM_TELEVISION_LITERATURE_INDEX_WITH_FULL_TEXT	getTOC
EBSCOHOST_BOOK_COLLECTION_NONFICTION	getFullTxt
EBSCOHOST_THE_NEW_REPUBLIC_ARCHIVE	getFullTxt
EBSCOHOST_THE_NEW_REPUBLIC_ARCHIVE	getTOC
EBSCOHOST_CONSUMER_HEALTH_COMPLETE	getFullTxt
EBSCOHOST_CONSUMER_HEALTH_COMPLETE	getTOC
EBSCOHOST_TEXAS_REFERENCE_CENTER	getFullTxt
EBSCOHOST_TEXAS_REFERENCE_CENTER	getTOC
EBSCOHOST_ILLINOIS_REFERENCE_CENTER	getFullTxt
EBSCOHOST_ILLINOIS_REFERENCE_CENTER	getTOC
EBSCOHOST_POINTS_OF_VIEW_REFERENCE_CENTER	getFullTxt
EBSCOHOST_POINTS_OF_VIEW_REFERENCE_CENTER	getTOC
EBSCOHOST_VOCATIONAL_STUDIES_COMPLETE	getFullTxt
EBSCOHOST_VOCATIONAL_STUDIES_COMPLETE	getTOC
EBSCOHOST_VOCATIONAL_STUDIES_PREMIER	getFullTxt
EBSCOHOST_VOCATIONAL_STUDIES_PREMIER	getTOC
EBSCOHOST_SHOCK_AND_VIBRATION_DIGEST	getTOC
EBSCOHOST_GREENFILE	getFullTxt
EBSCOHOST_GREENFILE	getTOC
EBSCOHOST_ACADEMIC_SOURCE_COMPLETE	getFullTxt
EBSCOHOST_ACADEMIC_SOURCE_COMPLETE	getTOC
EBSCOHOST_ASSOCIATES_PROGRAMS_SOURCE_PLUS	getFullTxt
EBSCOHOST_ASSOCIATES_PROGRAMS_SOURCE_PLUS	getTOC
EBSCOHOST_HISTORICAL_ABSTRACTS	getTOC
EBSCOHOST_GARDEN_LANDSCAPE_AND_HORTICULTURE_INDEX	getTOC
EBSCOHOST_ECONOMIA_Y_NEGOCIOS	getTOC

Table 60. List of Targets That Use Shibboleth

Target Name	Service Type
EBSCOHOST_AMERICA_HISTORY_AND_LIFE	getTOC
EBSCOHOST_ASSOCIATES_PROGRAMS_SOURCE	getFullTxt
EBSCOHOST_ASSOCIATES_PROGRAMS_SOURCE	getTOC
EBSCOHOST_TOPIC_SEARCH	getSelectedFullT xt
EBSCOHOST_POLITICAL_SCIENCE_COMPLETE	getTOC
EBSCOHOST_POLITICAL_SCIENCE_COMPLETE	getFullTxt
EBSCOHOST_DENTISTRY_ORAL_SCIENCES_SOURCE	getFullTxt
EBSCOHOST_DENTISTRY_ORAL_SCIENCES_SOURCE	getTOC
EBSCOHOST_ACADEMIC_SEARCH_RESEARCH_DEVELOPM ENT	getFullTxt
EBSCOHOST_ACADEMIC_SEARCH_RESEARCH_DEVELOPM ENT	getTOC
EBSCOHOST_HEALTH_POLICY_REFERENCE_CENTER	getTOC
EBSCOHOST_HEALTH_POLICY_REFERENCE_CENTER	getFullTxt
EBSCOHOST_ART_ARCHITECTURE_COMPLETE	getTOC
EBSCOHOST_ART_ARCHITECTURE_COMPLETE	getFullTxt
EBSCOHOST_REHABILITATION_SPORTS_MEDICINE_SOURC E	getTOC
EBSCOHOST_REHABILITATION_SPORTS_MEDICINE_SOURC E	getFullTxt
EBSCOHOST_LEARNING_CENTER_ACCOUNTING_FINANC E	getTOC
EBSCOHOST_LEARNING_CENTER_ACCOUNTING_FINANC E	getFullTxt
EBSCOHOST_AMERICA_HISTORY_AND_LIFE_WITH_FULL_ TEXT	getFullTxt
EBSCOHOST_AMERICA_HISTORY_AND_LIFE_WITH_FULL_ TEXT	getTOC
EBSCOHOST_TEXTILE_TECHNOLOGY_COMPLETE	getFullTxt
EBSCOHOST_TEXTILE_TECHNOLOGY_COMPLETE	getTOC
EBSCOHOST_ACADEMIC_SEARCH_ELITE	getTOC

Table 60. List of Targets That Use Shibboleth

Target Name	Service Type
OXFORD_UNIVERSITY_PRESS_COMPLETE	getFullTxt
OXFORD_UNIVERSITY_PRESS_COMPLETE	getAbstract
OXFORD_UNIVERSITY_PRESS_CURRENT	getFullTxt
OXFORD_UNIVERSITY_PRESS_DIGITAL_ARCHIVE	getFullTxt
OXFORD_UNIVERSITY_PRESS_HUMANITIES_ARCHIVE	getFullTxt
OXFORD_UNIVERSITY_PRESS_LAW_ARCHIVE	getFullTxt
OXFORD_UNIVERSITY_PRESS_MEDICINE_ARCHIVE	getFullTxt
OXFORD_UNIVERSITY_PRESS_SCIENCE_ARCHIVE	getFullTxt
OXFORD_UNIVERSITY_PRESS_SOCIAL_SCIENCE_ARCHIVE	getFullTxt
OVID_NURSING_COLLECTION_2	getFullTxt
OVID_LIPPINCOTT_WILLIAMS_AND_WILKINS_NURSING_HEALTH_PROFESSIONS_PREMIER_2009	getFullTxt
EBSCOHOST_ENERGY_POWER_SOURCE	getFullTxt
EBSCOHOST_ENERGY_POWER_SOURCE	getTOC
HEIN_ONLINE_INTELLECTUAL_PROPERTY_LAW_COLLECTION	getFullTxt
HEIN_ONLINE_AMERICAN_LAW_INSTITUTE_LIBRARY	getFullTxt
HEIN_ONLINE_HISTORY_OF_BANKRUPTCY_TAXATION_ECONOMIC_REFORM_AMERICA_III	getFullTxt
HEIN_ONLINE_SELDEN_SOCIETY_PUBLICATIONS_HISTORY_OF_EARLY_ENGLISH_LAW	getFullTxt
HEIN_ONLINE_TAXATION_ECONOMIC_REFORM_AMERICA_I_AND_II_1781_2010	getFullTxt
EBSCOHOST_THE_NEW_SCIENTIST_ARCHIVE	getFullTxt
OVID_LIPPINCOTT_WILLIAMS_AND_WILKINS_TOTAL_ACCESS_COLLECTION_2011	getFullTxt
EBSCOHOST_THE_NEW_SCIENTIST_ARCHIVE	getTOC
HEIN_ONLINE_UNITED_STATES_CODE	getFullTxt
GNL_EBSCOHOST_THE_NATION_ARCHIVES	getFullTxt
NEXIS_UK	getSelectedFullText

Table 60. List of Targets That Use Shibboleth

Target Name	Service Type
NEXIS_UK	getFullTxt
NEXIS_UK	getAbstract
PROQUEST_ABI_INFORM_COMPLETE_NEW_PLATFORM	getFullTxt
PROQUEST_ABI_INFORM_ARCHIVE_NEW_PLATFORM	getFullTxt
PROQUEST_ABI_INFORM_DATELINE_NEW_PLATFORM	getFullTxt
PROQUEST_ABI_INFORM_GLOBAL_NEW_PLATFORM	getFullTxt
PROQUEST_ABI_INFORM_RESEARCH_NEW_PLATFORM	getFullTxt
PROQUEST_ABI_INFORM_SELECT_NEW_PLATFORM	getFullTxt
PROQUEST_ABI_INFORM_TRADE_AND_INDUSTRY_NEW_PLATFORM	getFullTxt
PROQUEST_ACCOUNTING_AND_TAX_DATABASE_NEW_PLATFORM	getFullTxt
PROQUEST_ALT_PRESS_WATCH_NEW_PLATFORM	getFullTxt
PROQUEST_AMERICAN_PERIODICAL_SERIES_NEW_PLATFORM	getFullTxt
PROQUEST_ANZ_NEWSSTAND_NEW_PLATFORM	getFullTxt
PROQUEST_ARTS_AND_HUMANITIES_FULL_TEXT_NEW_PLATFORM	getFullTxt
PROQUEST_ASIAN_BUSINESS_AND_REFERENCE_NEW_PLATFORM	getFullTxt
PROQUEST_BANKING_INFORMATION_SOURCE_NEW_PLATFORM	getFullTxt
PROQUEST_BIOLOGY_JOURNALS_NEW_PLATFORM	getFullTxt
PROQUEST_BRITISH_PERIODICALS_COLLECTION_1_NEW_PLATFORM	getFullTxt
PROQUEST_BRITISH_PERIODICALS_COLLECTION_2_NEW_PLATFORM	getFullTxt
PROQUEST_CANADIAN_SERIALS_NEW_PLATFORM	getFullTxt
PROQUEST_CAREER_AND_TECHNICAL_NEW_PLATFORM	getFullTxt
PROQUEST_CBCA_BUSINESS_NEW_PLATFORM	getFullTxt
PROQUEST_CBCA_COMPLETE_NEW_PLATFORM	getFullTxt
PROQUEST_CBCA_CURRENT_EVENTS_NEW_PLATFORM	getFullTxt

Table 60. List of Targets That Use Shibboleth

Target Name	Service Type
PROQUEST_CBCA_EDUCATION_NEW_PLATFORM	getFullTxt
PROQUEST_CBCA_REFERENCE_NEW_PLATFORM	getFullTxt
PROQUEST_CENTRAL_NEW_PLATFORM	getFullTxt
PROQUEST_CIVIL_WAR_ERA_NEW_PLATFORM	getFullTxt
PROQUEST_COMPUTING_NEW_PLATFORM	getFullTxt
PROQUEST_CRIMINAL_JUSTICE_PERIODICAL_INDEX_NEW_PLATFORM	getFullTxt
PROQUEST_DISCOVERY_NEW_PLATFORM	getFullTxt
PROQUEST_EARTH_SCIENCE_JOURNALS_NEW_PLATFORM	getFullTxt
PROQUEST_EDUCATION_COMPLETE_NEW_PLATFORM	getFullTxt
PROQUEST_EDUCATION_JOURNALS_NEW_PLATFORM	getFullTxt
PROQUEST_ENTREPRENEURSHIP_NEW_PLATFORM	getFullTxt
PROQUEST_ETHNIC_NEWS_WATCH_CURRENT_NEW_PLATFORM	getFullTxt
PROQUEST_EUROPEAN_BUSINESS_NEW_PLATFORM	getFullTxt
PROQUEST_ETHNIC_NEWS_WATCH_HISTORY_NEW_PLATFORM	getFullTxt
PROQUEST_EVIDENCE_BASED_RESOURCES_NEW_PLATFORM	getFullTxt
PROQUEST_FAMILY_HEALTH_NEW_PLATFORM	getFullTxt
PROQUEST_GENDER_WATCH_NEW_PLATFORM	getFullTxt
PROQUEST_GLOBE_AND_MAIL_NEW_PLATFORM	getFullTxt
PROQUEST_HEALTH_AND_MEDICAL_COMPLETE_NEW_PLATFORM	getFullTxt
PROQUEST_HEALTH_MANAGEMENT_NEW_PLATFORM	getFullTxt
PROQUEST_HISTORICAL_NEWSPAPERS_NEW_PLATFORM	getFullTxt
PROQUEST_INTERNATIONAL_INDEX_TO_MUSIC_PERIODICALS_FULL_TEXT_NEW_PLATFORM	getFullTxt
PROQUEST_INTERNATIONAL_INDEX_TO_PERFORMING_ARTS_FULL_TEXT_NEW_PLATFORM	getFullTxt
PROQUEST_INTERNATIONAL_NEWSWIRES_NEW_PLATFORM	getFullTxt

Table 60. List of Targets That Use Shibboleth

Target Name	Service Type
PROQUEST_JUNIORQUEST_NEW_PLATFORM	getFullTxt
PROQUEST_KIDQUEST_NEW_PLATFORM	getFullTxt
PROQUEST_LATIN_AMERICAN_NEWSSTAND_NEW_PLATF ORM	getFullTxt
PROQUEST_MEDICAL_LIBRARY_NEW_PLATFORM	getFullTxt
PROQUEST_MILITARY_COLLECTION_NEW_PLATFORM	getFullTxt
PROQUEST_NEWSSTAND_CANADIAN_NEWSSTAND_NEW_ PLATFORM	getFullTxt
PROQUEST_NEWSSTAND_INTERNATIONAL_NEWSPAPAPE RS_NEW_PLATFORM	getFullTxt
PROQUEST_NEWSSTAND_NATIONAL_NEWSPAPERS_NEW_ PLATFORM	getFullTxt
PROQUEST_NEWSSTAND_NEW_PLATFORM	getFullTxt
PROQUEST_NURSING_ALLIED_HEALTH_SOURCE_NEW_PL ATFORM	getFullTxt
PROQUEST_PHARMACEUTICAL_NEWS_I_NEW_PLATFORM	getFullTxt
PROQUEST_PLATINUM_DATABASE_NEW_PLATFORM	getFullTxt
PROQUEST_POLITICAL_SCIENCE_NEW_PLATFORM	getFullTxt
PROQUEST_PRISMA_NEW_PLATFORM	getFullTxt
PROQUEST_PSYCARTICLES_NEW_PLATFORM	getFullTxt
PROQUEST_PSYCHOLOGY_JOURNALS_NEW_PLATFORM	getFullTxt
PROQUEST_PUBLIC_HEALTH_NEW_PLATFORM	getFullTxt
PROQUEST_SAFARI_BUSINESS_BOOKS_ONLINE	getFullTxt
PROQUEST_SAFARI_BUSINESS_BOOKS_ONLINE_CURRENT_ FILE	getFullTxt
PROQUEST_SAFARI_TECH_BOOKS_ONLINE	getFullTxt
PROQUEST_SAFARI_TECH_BOOKS_ONLINE_CURRENT_FIL E	getFullTxt
EBSCOHOST_HUMAN_RESOURCE_ABSTRACTS	getTOC
EBSCOHOST_FUENTE_ACADEMICA_PREMIER	getFullTxt
EBSCOHOST_FUENTE_ACADEMICA_PREMIER	getTOC

Table 60. List of Targets That Use Shibboleth

Target Name	Service Type
EBSCOHOST_HISTORICAL_ABSTRACTS_WITH_FULL_TEXT	getFullTxt
EBSCOHOST_HISTORICAL_ABSTRACTS_WITH_FULL_TEXT	getTOC
PROQUEST_ENVIRONMENTAL_SCIENCE_COLLECTION_NEW_PLATFORM	getFullTxt
EBSCOHOST_SMALL_BUSINESS_REFERENCE_CENTER	getFullTxt
EBSCOHOST_SMALL_BUSINESS_REFERENCE_CENTER	getTOC
PROQUEST_TECHNOLOGY_COLLECTION_NEW_PLATFORM	getFullTxt
EBSCOHOST_SUSTAINABILITY_REFERENCE_CENTER	getTOC
EBSCOHOST_SUSTAINABILITY_REFERENCE_CENTER	getFullTxt
BOOKS_AT_OVID_PURCHASE	getFullTxt
BOOKS_AT_OVID_SUBSCRIPTION	getFullTxt
ROYAL_COLLEGE_OF_NURSING_RCNI_JOURNALS	getFullTxt
OVID_LIPPINCOTT_WILLIAMS_AND_WILKINS_DOODYS_ALL_REVIEWED_COLLECTION_2008	getFullTxt
OVID_LIPPINCOTT_WILLIAMS_AND_WILKINS_MEDICAL_BOOK_COLLECTION_2009	getFullTxt
OVID_LWW_MEDICAL_BOOK_COLLECTION_NO_TEXTBOOKS_2007	getFullTxt
OVID_LWW_MEDICAL_BOOK_COLLECTION_NO_TEXTBOOKS_2009	getFullTxt
OVID_LWW_MEDICAL_BOOK_COLLECTION_NO_TEXTBOOKS_2010	getFullTxt
OVID_LWW_MEDICAL_BOOK_UPDATED_EDITION_COLLECTION_PURCHASE	getFullTxt
VLEBOOKS	getFullTxt

