



# Voyager 10.1 Release Notes

## CONFIDENTIAL INFORMATION

The information herein is the property of Ex Libris Ltd. or its affiliates and any misuse or abuse will result in economic loss. DO NOT COPY UNLESS YOU HAVE BEEN GIVEN SPECIFIC WRITTEN AUTHORIZATION FROM EX LIBRIS LTD.

This document is provided for limited and restricted purposes in accordance with a binding contract with Ex Libris Ltd. or an affiliate. The information herein includes trade secrets and is confidential.

## DISCLAIMER

The information in this document will be subject to periodic change and updating. Please confirm that you have the most current documentation. There are no warranties of any kind, express or implied, provided in this documentation, other than those expressly agreed upon in the applicable Ex Libris contract. This information is provided AS IS. Unless otherwise agreed, Ex Libris shall not be liable for any damages for use of this document, including, without limitation, consequential, punitive, indirect or direct damages.

Any references in this document to third-party material (including third-party Web sites) are provided for convenience only and do not in any manner serve as an endorsement of that third-party material or those Web sites. The third-party materials are not part of the materials for this Ex Libris product and Ex Libris has no liability for such materials.

## TRADEMARKS

"Ex Libris," the Ex Libris Bridge to Knowledge, Primo, Aleph, Voyager, SFX, MetaLib, Verde, DigiTool, Rosetta, bX, URM, Alma, and other marks are trademarks or registered trademarks of Ex Libris Ltd. or its affiliates.

The absence of a name or logo in this list does not constitute a waiver of any and all intellectual property rights that Ex Libris Ltd. or its affiliates have established in any of its products, features, or service names or logos.

Trademarks of various third-party products, which may include the following, are referenced in this documentation. Ex Libris does not claim any rights in these trademarks. Use of these marks does not imply endorsement by Ex Libris of these third-party products, or endorsement by these third parties of Ex Libris products.

Oracle is a registered trademark of Oracle Corporation.

UNIX is a registered trademark in the United States and other countries, licensed exclusively through X/Open Company Ltd.

Microsoft, the Microsoft logo, MS, MS-DOS, Microsoft PowerPoint, Visual Basic, Visual C++, Win32, Microsoft Windows, the Windows logo, Microsoft Notepad, Microsoft Windows Explorer, Microsoft Internet Explorer, and Windows NT are registered trademarks and ActiveX is a trademark of the Microsoft Corporation in the United States and/or other countries.

Unicode and the Unicode logo are registered trademarks of Unicode, Inc.

Google is a registered trademark of Google, Inc.

Copyright Ex Libris Limited, 2018. All rights reserved.

Document released: April 2018

Web address: <http://www.exlibrisgroup.com>

# Table of Contents

<b>1</b>	<b>Introduction</b>	<b>5</b>
	Purpose of This Document	5
	Voyager 10.1 Documentation	5
<b>2</b>	<b>General</b>	<b>6</b>
	Update MARC Code for Languages	6
	<i>Purpose of the Enhancement</i>	6
	<i>Description</i>	6
	<i>Reference to Technical Documentation</i>	6
<b>3</b>	<b>Acquisitions</b>	<b>7</b>
	Search Line Items by Requester	7
	<i>Purpose of the Enhancement</i>	7
	<i>Description</i>	7
	<i>Reference to Technical Documentation</i>	8
	Search Purchase Orders by Create Operator	8
	<i>Purpose of the Enhancement</i>	8
	<i>Description</i>	8
	<i>Reference to Technical Documentation</i>	8
	Increase Fund Institution ID to 100 Characters	8
	<i>Purpose of the Enhancement</i>	8
	<i>Description</i>	9
	<i>Reference to Technical Documentation</i>	9
<b>4</b>	<b>Cataloging</b>	<b>10</b>
	Display Record Count on Find Related Bibs Window	10
	<i>Purpose of the Enhancement</i>	10
	<i>Description</i>	10
	<i>Reference to Technical Documentation</i>	11
	MARC 21 Tag Table Updates	11
	<i>Purpose of the Enhancement</i>	11
	<i>Description</i>	11
	<i>Implementation Notes</i>	11
	<i>Reference to Technical Documentation</i>	12

	Headings Thesauri Updates	12
	<i>Purpose of the Enhancement</i>	12
	<i>Description</i>	12
	<i>Implementation Notes</i>	12
	<i>Reference to Technical Documentation</i>	12
5	<b>Circulation</b>	13
	Default Preference for Item Statistical Categories	13
	<i>Purpose of the Enhancement</i>	13
	<i>Description</i>	13
	<i>Implementation Notes</i>	14
	<i>Reference to Technical Documentation</i>	14
	Display “Last Use Date” for Patron Records	14
	<i>Purpose of the Enhancement</i>	14
	<i>Description</i>	14
	<i>Implementation Notes</i>	15
	<i>Reference to Technical Documentation</i>	15
6	<b>Global Data Change (GDC)</b>	16
	Add New Rule Conditions	16
	<i>Purpose of the Enhancement</i>	16
	<i>Description</i>	16
	<i>Implementation Notes</i>	18
	<i>Reference to Technical Documentation</i>	18
	Allow Input of Non-digits for Indicators	18
	<i>Purpose of the Enhancement</i>	18
	<i>Description</i>	18
	<i>Implementation Notes</i>	19
	<i>Reference to Technical Documentation</i>	19

# 1

---

## Introduction

Voyager 10.1 offers customers new features that enrich existing functionality, improve services to users, and conform to the latest MARC 21 standards.

## Purpose of This Document

This document lists the various enhancements and changes that are new in Voyager 10.1. You can find them listed under the following topics:

- [General](#) on page [6](#)
- [Acquisitions](#) on page [7](#)
- [Cataloging](#) on page [10](#)
- [Circulation](#) on page [13](#)
- [Global Data Change \(GDC\)](#) on page [16](#)

## Voyager 10.1 Documentation

The following is a list of the primary documentation for Voyager 10.1:

- The Road to Voyager 10.1
  - Voyager 10.1 Release Notes
  - Voyager 10.1 Installation and Upgrade Requirements
  - Voyager 10.1 User's Guides
-

# 2

---

## General

This section includes the following enhancement:

- [Update MARC Code for Languages](#)

## Update MARC Code for Languages

### Purpose of the Enhancement

A new language code was implemented in the MARC 21 tag tables and search limits in Voyager.

### Description

As a result of a formal request from the National Library of Montenegro, a new code has been approved for use in the international language code standard, ISO 639-2 (Codes for the Representation of Names of Languages--Part 2: alpha-3 code) and is consequently also being added to the MARC Code List for Languages.

In the MARC Code List for Languages, Montenegrin is listed as follows:  
Montenegrin [cnr].

The new code has been added to Voyager:

- Misc folder in the Voyager clients: Limits.ini
- TagTable folder in the Voyager clients: lang.cfg
- WebVoyage configuration files: limits.xml

### Reference to Technical Documentation

Refer to <https://www.loc.gov/marc/languages/languagechg.html> for more information.

# 3

---

## Acquisitions

This section includes the following enhancements:

- [Search Line Items by Requester](#)
- [Search Purchase Orders by Create Operator](#)
- [Increase Fund Institution ID to 100 Characters](#)

### Search Line Items by Requester

#### Purpose of the Enhancement

The purpose of this enhancement is to make it possible to search line items by requester in the Acquisitions client.

#### Description

A new search option has been added to allow the operator to search for line items that contain the name of a specific requester. Additionally, the search results display now includes the requester's name in the results list.

The screenshot shows a web interface for searching line items. At the top, there is a section titled "Search Line Items". Below this, there is a "Search By:" dropdown menu set to "Requester". Underneath are three buttons: "Equal", "Greater", and "Less". A "Search For:" text input field contains the word "Tom". To the right of this field are three buttons: "Search", "Next", and "Clear". Below the search controls is a table with the following data:

Line Item Type	Vendor Title Number	Copies Received	Copies Canceled	Copies Returned	Instructions To Vendor	Note	Requester
Subscription		1	0	0	test		Tom in Biology
Subscription		0	0	0	test		Tom in Biology

## Reference to Technical Documentation

Refer to the *Voyager 10.1 Acquisitions User's Guide* for more information.

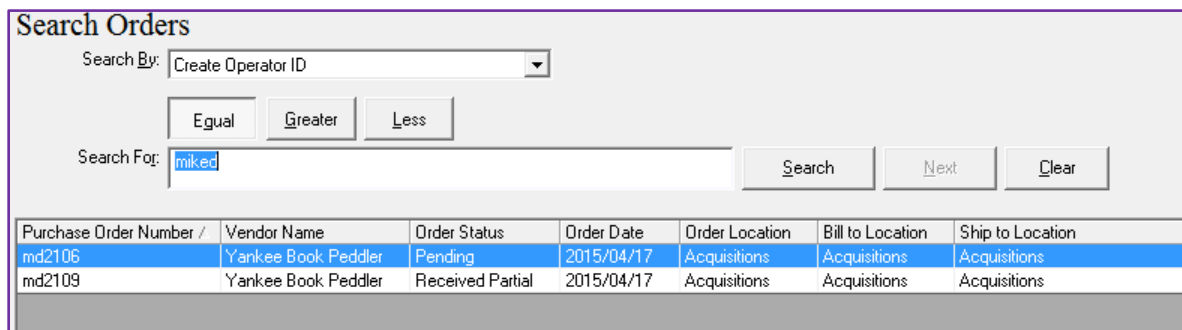
# Search Purchase Orders by Create Operator

## Purpose of the Enhancement

The purpose of this enhancement is to make it possible to search purchase orders by create operator in the Acquisitions client.

## Description

A new search option has been added to allow the operator to search for purchase orders that were created by a specific staff operator.



The screenshot shows a web interface titled "Search Orders". It features a search form with a dropdown menu for "Search By:" set to "Create Operator ID". Below this are three buttons: "Equal", "Greater", and "Less". A "Search For:" text box contains the value "miked". To the right of the text box are three buttons: "Search", "Next", and "Clear". Below the search form is a table with the following data:

Purchase Order Number /	Vendor Name	Order Status	Order Date	Order Location	Bill to Location	Ship to Location
md2106	Yankee Book Peddler	Pending	2015/04/17	Acquisitions	Acquisitions	Acquisitions
md2109	Yankee Book Peddler	Received Partial	2015/04/17	Acquisitions	Acquisitions	Acquisitions

## Reference to Technical Documentation

Refer to the *Voyager 10.1 Acquisitions User's Guide* for more information.

# Increase Fund Institution ID to 100 Characters

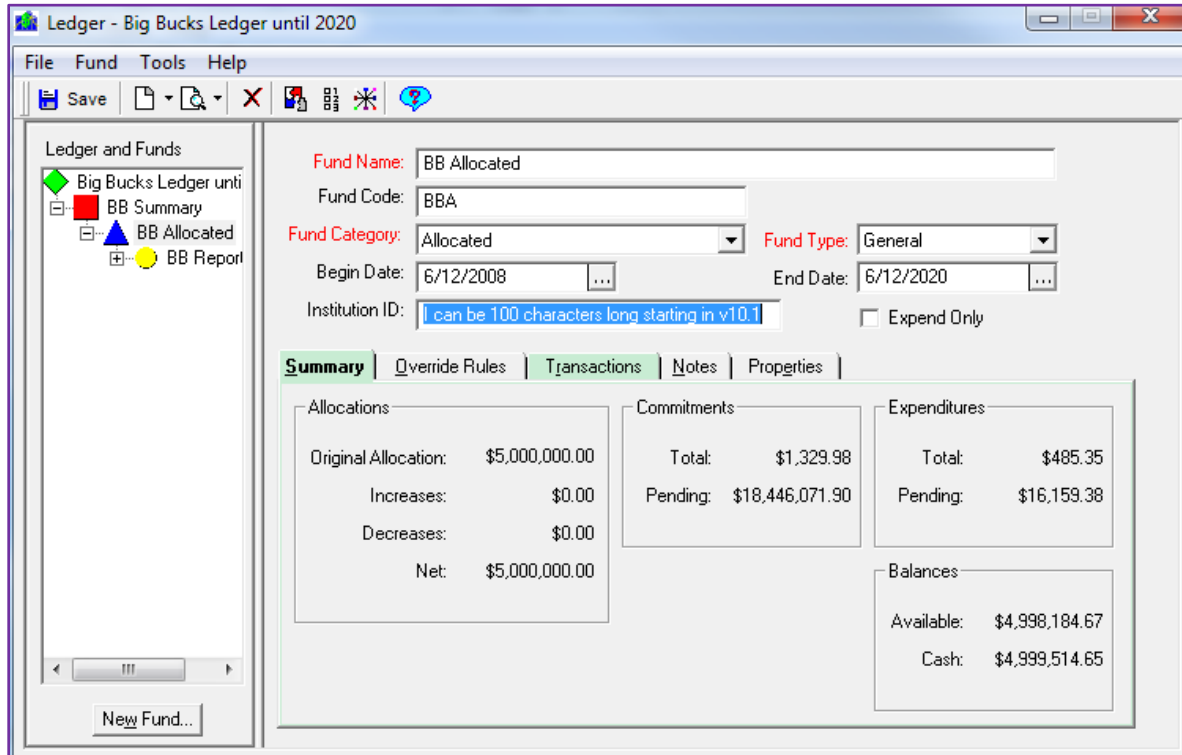
## Purpose of the Enhancement

The Fund Institution ID field has been increased to 100 characters.



## Description

The FUND.Institution ID field has been increased in size from 50 to 100 characters. The database field has been expanded, along with the display of the field in the Acquisitions client.



## Reference to Technical Documentation

Refer to the *Voyager 10.1 Acquisitions User's Guide* and the *Voyager 10.1 Data Dictionary* for more information.

# 4

---

## Cataloging

This section includes the following enhancements:

- [Display Record Count on Find Related Bibs Window](#)
- [MARC 21 Tag Table Updates](#)
- [Headings Thesauri Updates](#)

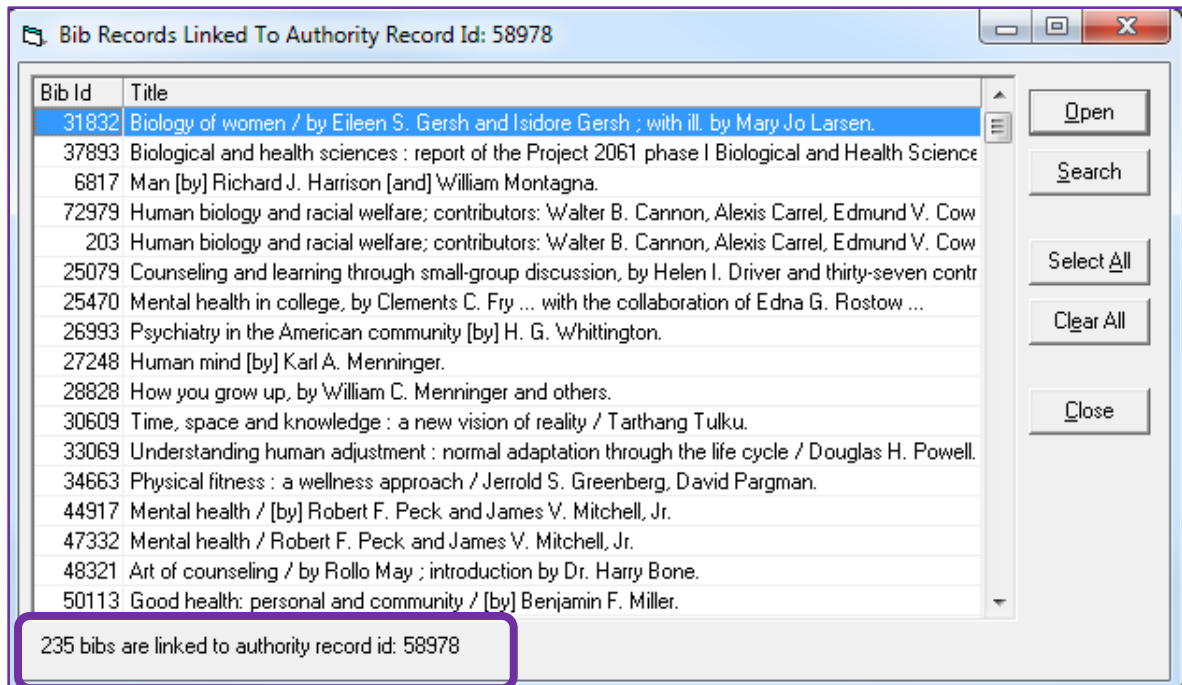
### Display Record Count on Find Related Bibs Window

#### Purpose of the Enhancement

The purpose of this enhancement is display the count of bibliographic records linked to an authority heading.

#### Description

A new feature has been added to the Find Related Bibs window in the Cataloging client that allows the operator to see how many bibliographic records are linked to the displayed authority heading.



## Reference to Technical Documentation

Refer to the *Voyager 10.1 Cataloging User's Guide* for more information.

## MARC 21 Tag Table Updates

### Purpose of the Enhancement

The MARC 21 tag tables have been updated based on recent changes to the MARC standard.

### Description

The MARC 21 tag tables have been updated as a result of MARC 21 Update 24 (May 2017) and MARC 21 Update 25 (December 2017).

### Implementation Notes

Tag table changes were implemented for MARC 21 bibliographic, holdings, and authority records.

## Reference to Technical Documentation

Refer to <http://www.loc.gov/marc/status.html> for more information.

# Headings Thesauri Updates

## Purpose of the Enhancement

The HEADING\_TYPE table has been updated with the latest additions and changes to thesaurus names.

## Description

Additional headings thesauri have been added to the HEADING\_TYPE table based on approved changes through July 13, 2017.

## Implementation Notes

The new headings types are suppressed by default. Libraries who want to use a particular thesaurus or thesauri will need to unsuppress them via System Administration.

## Reference to Technical Documentation

Refer to <http://www.loc.gov/marc/marcginf.html> for more information.

# 5

---

## Circulation

This section includes the following enhancements:

- [Default Preference for Item Statistical Categories](#)
- [Display “Last Use Date” for Patron Records](#)

## Default Preference for Item Statistical Categories

### Purpose of the Enhancement

A new preference option has been added to the Add Bib/Item form to set a default item statistical category.

### Description

An operator may now set a preference to add a default item statistical category when creating an item record in the Circulation client.

The screenshot shows the 'Add Bib/Item' dialog box with the 'Item' tab selected. The 'Statistical Categories' dropdown menu is highlighted with a purple border and contains the value 'Communications'. Other visible fields include 'Temp. Location', 'Item Type' (Book), 'Media Type', 'Spine', 'Price' (\$0.00), 'Copy' (0), 'Pieces' (1), 'Self Check' (Magnetic Media, Sensitize), 'Circulation Review', 'Cataloging Review', and 'Item Barcode'. The 'OK' and 'Cancel' buttons are located at the bottom of the dialog.

## Implementation Notes

The new preference option will allow one item statistical category to be set by default.

## Reference to Technical Documentation

Refer to the *Voyager 10.1 Circulation User's Guide* for more information.

## Display “Last Use Date” for Patron Records

### Purpose of the Enhancement

The system will display a last use date on the patron record.

### Description

A new “Last Use Date” field has been added to the patron record in Voyager. The field will be updated when the patron charges, renews, or discharges an item, places a request, logs in to the OPAC, updates his patron preferences in My OPAC, is distributed an item,

or pays fines or fees. Voyager will display the last use date on the History tab of the patron display in the Circulation client.

The screenshot shows a web-based interface for a patron record. At the top, there are several tabs: "Patron Id", "Details", "Address/Phone", "Counters", "Proxy Patrons", and "History". The "History" tab is selected and highlighted with a purple border. Below the tabs, the form displays the following information:

Registered:	<input type="text"/>				
Created:	2/27/2013	by:	demo	at:	Circulation Desk
Updated:	12/19/2017	by:	miked	at:	Circulation Desk
Suspend Until:	<input type="text"/>				
Last Use:	12/19/2017				

The "Last Use" field is highlighted with a purple border.

## Implementation Notes

The new field will be empty upon upgrade.

## Reference to Technical Documentation

Refer to the *Voyager 10.1 Circulation User's Guide* and the *Voyager 10.1 Data Dictionary* for more information.

# 6

---

## Global Data Change (GDC)

This section includes the following enhancement:

- [Add New Rule Conditions](#)
- [Allow Input of Non-digits for Indicators](#)

### Add New Rule Conditions

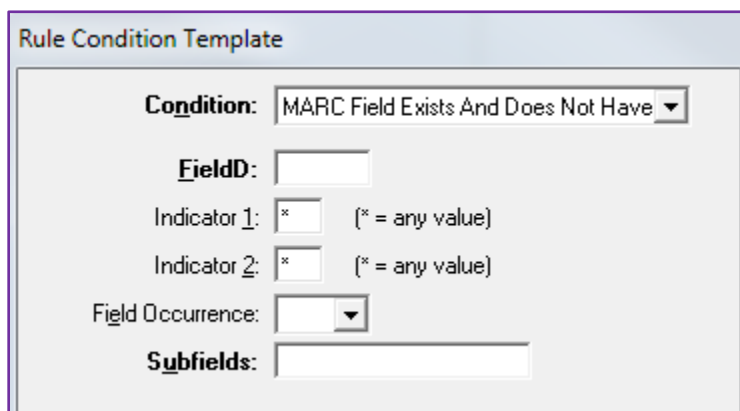
#### Purpose of the Enhancement

New rule conditions were added to GDC for both scan and data change jobs.

#### Description

Global Data Change (GDC) now provides new rule conditions that can be used with both scan and data change jobs. The following rule conditions have been added to GDC:

- MARC Field Exists And Does Not Have
- MARC Field Value...Does not Contain
- MARC Field Value...Starts With
- OPAC Suppress Flag is... Suppressed / Unsuppressed



The screenshot shows a dialog box titled "Rule Condition Template". It contains several input fields and dropdown menus:

- Condition:** A dropdown menu with the selected option "MARC Field Exists And Does Not Have".
- FieldD:** An empty text input field.
- Indicator 1:** A text input field containing an asterisk (\*) followed by the text "( \* = any value)".
- Indicator 2:** A text input field containing an asterisk (\*) followed by the text "( \* = any value)".
- Field Occurrence:** A dropdown menu.
- Subfields:** An empty text input field.



**Rule Condition Template**

**Condition:** MARC Field Value

Field:

Indicator 1: \*  (\* = any value)

Indicator 2: \*  (\* = any value)

Field Occurrence:

Subfield:

Subfield Occurrence:

Operator: Does not Contain

**Value:**

**Rule Condition Template**

**Condition:** MARC Field Value

Field:

Indicator 1: \*  (\* = any value)

Indicator 2: \*  (\* = any value)

Field Occurrence:

Subfield:

Subfield Occurrence:

Operator: Starts With

**Value:**

**Rule Condition Template**

**Condition:** Opac Suppress Flag is

Suppressed

Unsuppressed

## Implementation Notes

All of the new rule conditions can be used with bibliographic and holdings records. The three MARC field rule conditions can also be used with authority records; the OPAC suppress condition is not relevant to authority records since authority records cannot be manually suppressed from the OPAC.

When using “MARC field exists and does not have any” multiple subfields may be listed, separated by a comma. In that case, GDC uses an OR between them and not an AND.

## Reference to Technical Documentation

Refer to the *Voyager 10.1 Global Data Change User's Guide* for more information.

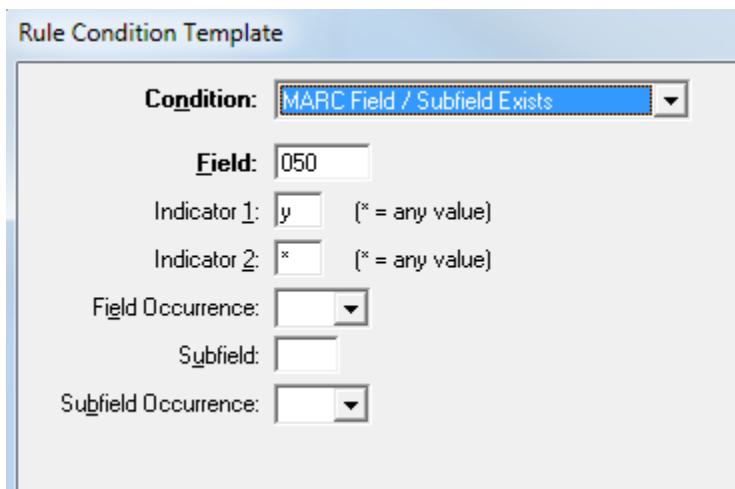
## Allow Input of Non-digits for Indicators

### Purpose of the Enhancement

GDC now allows the use of any character in the indicator fields for the MARC Field / Subfield Exists rule condition for a scan or data change job.

### Description

An operator can now enter any character in the indicator fields for the MARC Field / Subfield Exists rule condition for a scan or a data change job. This allows an operator to find records with invalid indicators and update those records using GDC.



The screenshot shows a dialog box titled "Rule Condition Template". It contains the following fields:

- Condition:** A dropdown menu with "MARC Field / Subfield Exists" selected.
- Field:** A text input field containing "050".
- Indicator 1:** A text input field containing "y" with the text "( \* = any value )" to its right.
- Indicator 2:** A text input field containing "\*" with the text "( \* = any value )" to its right.
- Field Occurrence:** A dropdown menu.
- Subfield:** A text input field.
- Subfield Occurrence:** A dropdown menu.

## Implementation Notes

The asterisk and the pound sign are reserved characters interpreted in a specific way by the software. Although the restrictions about entering invalid indicator values have been lifted for the purpose of finding and correcting those values, the user should NOT enter an asterisk or a pound sign, expecting to find those values in the indicators. Those two values signal to the software to bypass checking the contents of indicators.

## Reference to Technical Documentation

Refer to the *Voyager 10.1 Global Data Change User's Guide* for more information.