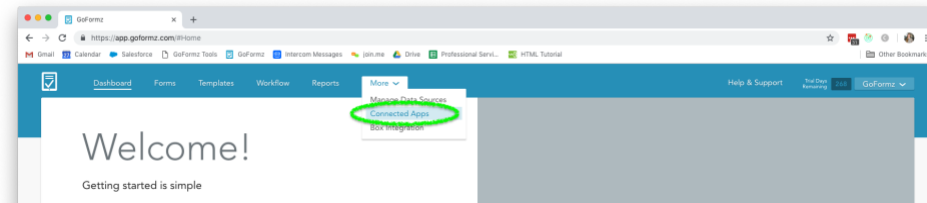
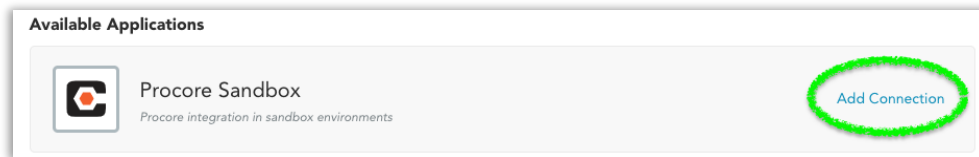


Connecting your GoFormz account to Procore:

1. When logged into GoFormz, navigate to More > Connected Apps from the top menu bar.

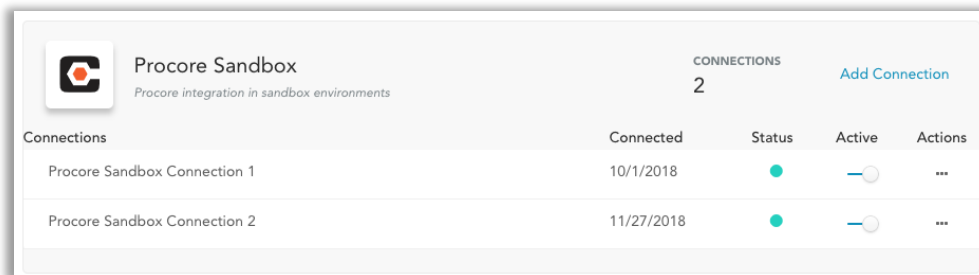


2. Find the Procore (or Procore Sandbox) app under **Available Applications** and click to *Add Connection*



At this point, you will be re-directed to the Procore login page. Insert your normal Procore login credentials. You will be asked to grant GoFormz access to Procore. Accept, and you will be re-firedted back to your GoFormz account.

3. Verify: Your Procore app will now be available under **My Connected Apps**. You can view the connection and settings by clicking on the Procore app.



Once the Procore account is available through the Connected Apps, you can now set up workflows to push data between GoFormz and Procore.