

Video Meetings

Copy Meet Now Link

Meet now

Add participants once meeting begins

Join Meeting

Enter name of a meeting being hosted by a colleague, and select Join

Toggle tile view

View members on screen or one at a time when they speak

In-Meeting Chat

Send messages and URLs to other members of the meeting

Share Screen

Select icon to share your screen or an application window

Device Settings

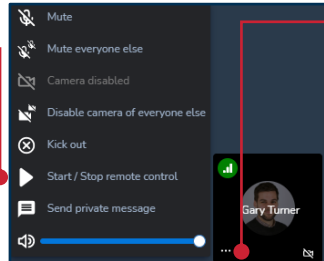
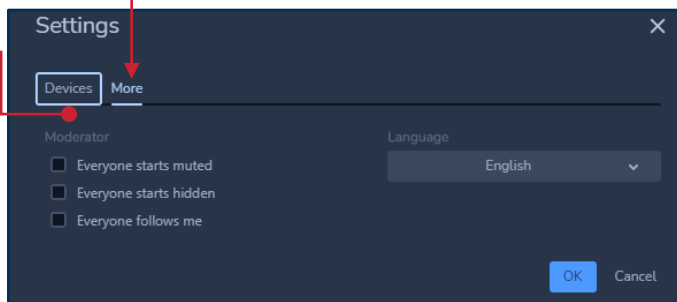
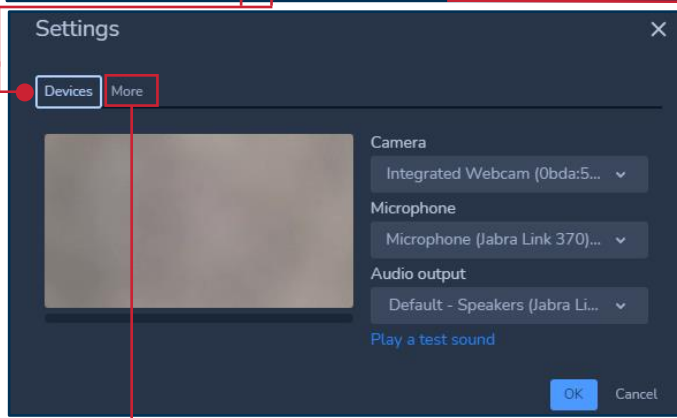
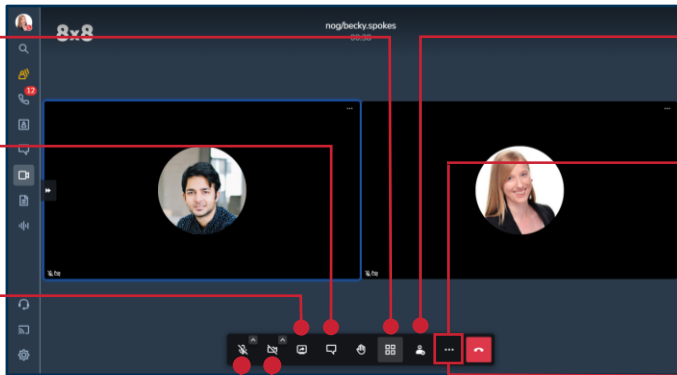
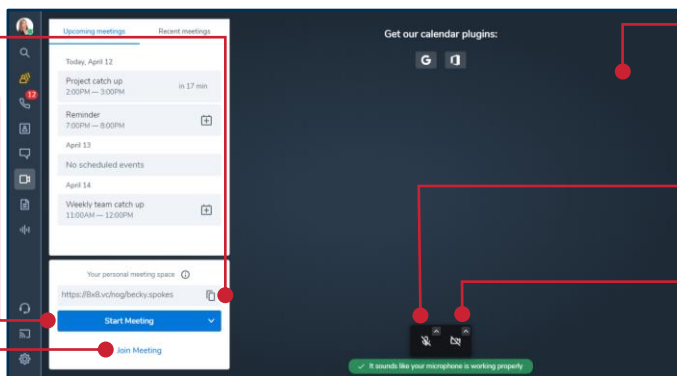
Change your microphone, audio, and camera settings via arrows next to the in-meeting icons, or in the Settings menu

More Settings

Mute or hide participants, follow host, or change the meeting interface language

Remote Control

Select to request access to control a participant's screen. (You both must be connected via Desktop app)



Video Preview

Displays a preview of your webcam before joining the meeting

Start with mic on

Toggle to set default on or off

Start with video on

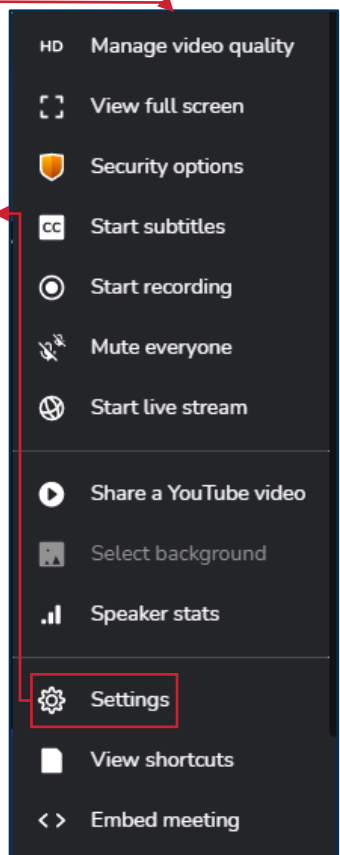
Toggle to set default on or off

Add Participants

Search and invite colleagues. Also invite via phone number

More Actions

Select the ellipsis to Start Subtitles, Start Recording, Mute everyone, and see other options. Access Security options to add a passcode to the meeting



Participant Options

Hover over the ellipsis on a participant's image to see options such as Kick out or Mute