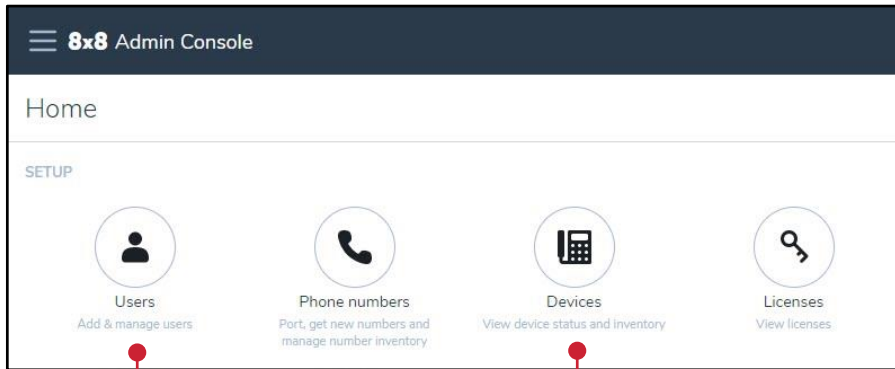
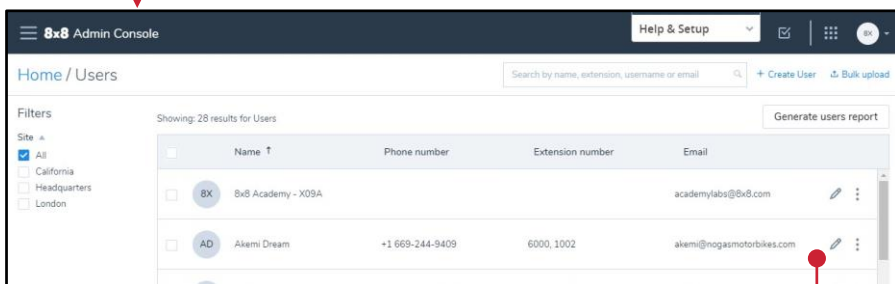
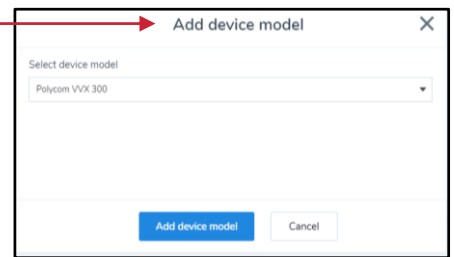
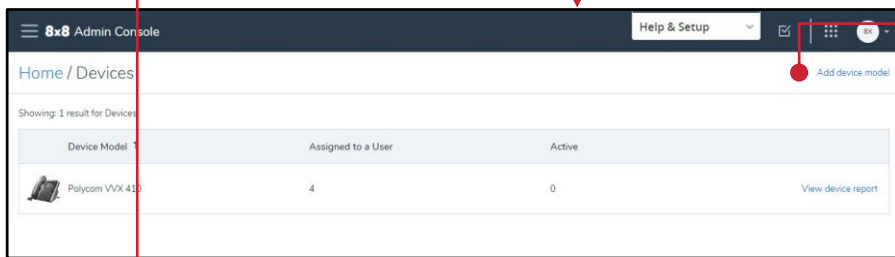


# Devices



## Add a new Device to your inventory

1. Select **Devices** on the 8x8 Admin Console Home Page
2. Select **+Add device model** near the top right corner of the Users page
3. Search and add your device model
4. Select **Add device model**



## Activate a Phone

1. Select **Users** on the 8x8 Admin Console Home Page
2. On the **Users** page, select the **pencil** icon on the right side of the User's row entry
3. Select **Voice basic settings** from the menu on the left
4. Select the Device model via the Drop-down menu
5. To activate by activation code, select the **Use an activation code** radio button
6. To activate by MAC address, select the **Input MAC address** radio button, and enter the unique ID assigned to the device for the user
7. Select **Save**

