

Upgrading from Kofax VRS Elite 5.0.x to Kofax VRS Elite 5.1.0

Application Note

Date	July 22, 2014
Applies To	Kofax VRS Elite 5.1.0
Summary	This application note provides instructions for upgrading from VRS Elite 5.0.x to Kofax VRS 5.1.0
Revision	1.0

Kofax VRS Elite 5.1

Kofax VRS Elite 5.1.0 was released by Kofax in December 2012. The major new feature in version 5.1.0 was support for the Windows 8 operating system. Kofax VRS Elite 5.1.0 also includes many fixes for issues that were present in the Kofax VRS Elite and Professional 5.0.x releases. For a complete list of new features, resolved issues, and known issues, please review the [Kofax VRS Elite 5.1.0 Release Notes](#) document.

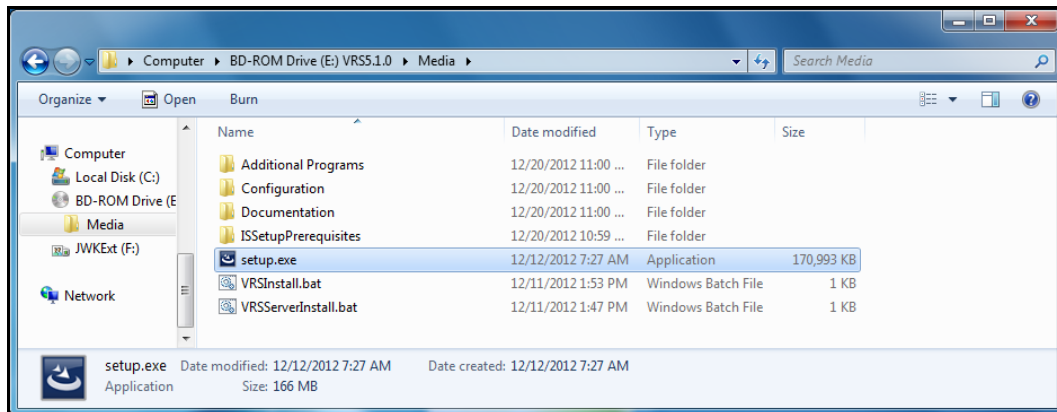
Preparing to Install Kofax VRS Elite 5.1 as an Upgrade from Kofax VRS Elite 5.0.x

1. Download the Kofax VRS Elite 5.1.0 installation media as a .zip package from the [Kofax Web site](#) or as an .iso disc image from the Kofax Fulfillment Site (<https://delivery.kofax.com/>).
2. Prepare the downloaded installation media (.zip or .iso).
 - a. Extract the contents of the .zip package to a local folder on the workstation where the upgrade installation will occur.
 - b. Mount the .iso disc image to a virtual drive on the station where the upgrade installation will occur, or burn the .iso disc image to a CD or DVD.
3. Close all programs and services that use Kofax VRS/AIPE/ImageControls.

Installing Kofax VRS Elite 5.1.0 as an Upgrade from Kofax VRS Elite 5.0.x

The Kofax VRS Elite 5.1 installer will search for previously installed versions of VRS. If it detects an installation of Kofax VRS Elite 5.0.x Elite or Professional, it will perform an upgrade installation.

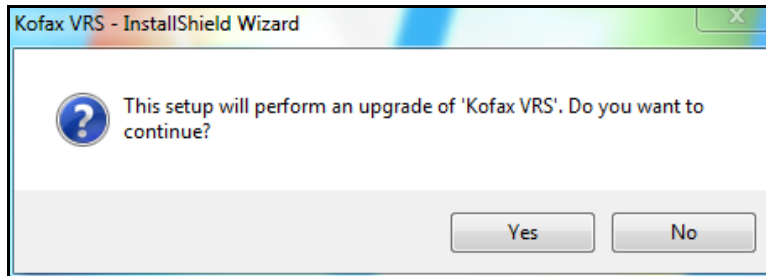
1. From the VRS Elite 5.1.0 installation media, run setup.exe.



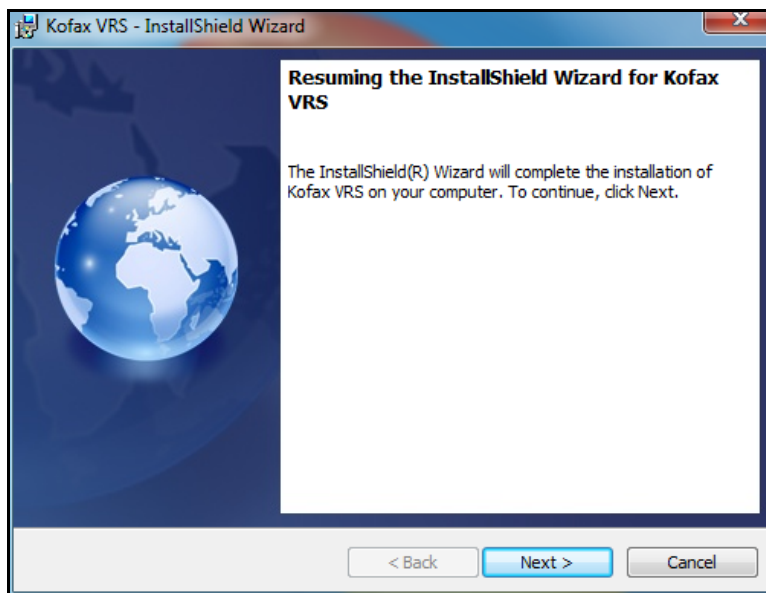
Upgrading from Kofax VRS Elite 5.0.x to Kofax VRS Elite 5.1

Application Note

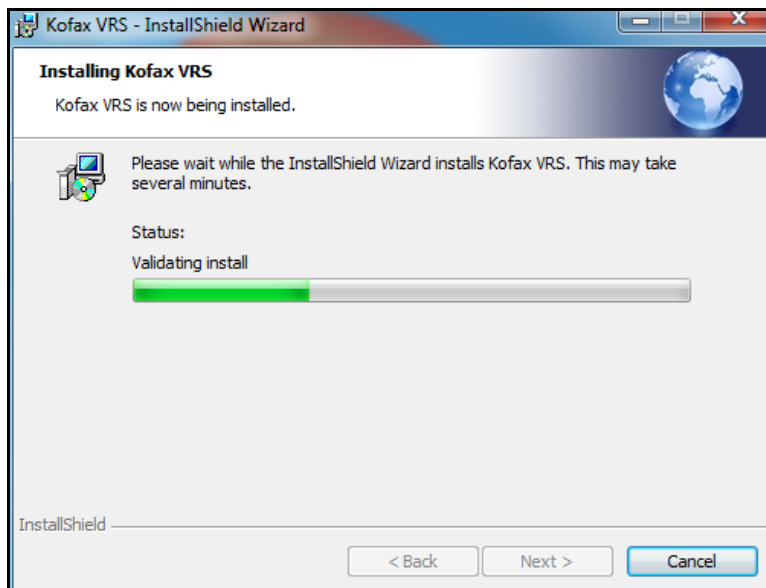
2. Click Yes to confirm the upgrade installation.



3. Click Next.



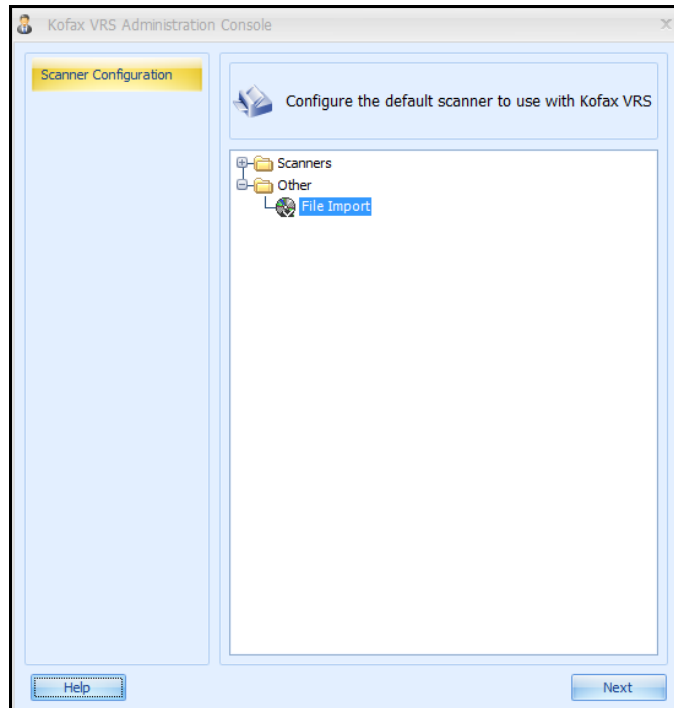
4. Kofax VRS is now being installed.



Upgrading from Kofax VRS Elite 5.0.x to Kofax VRS Elite 5.1

Application Note

5. Select the scanner that will be used on the station from the list and click Next. If no scanner will be used, select File Import and click Next.



6. Click Finish to complete the upgrade installation.

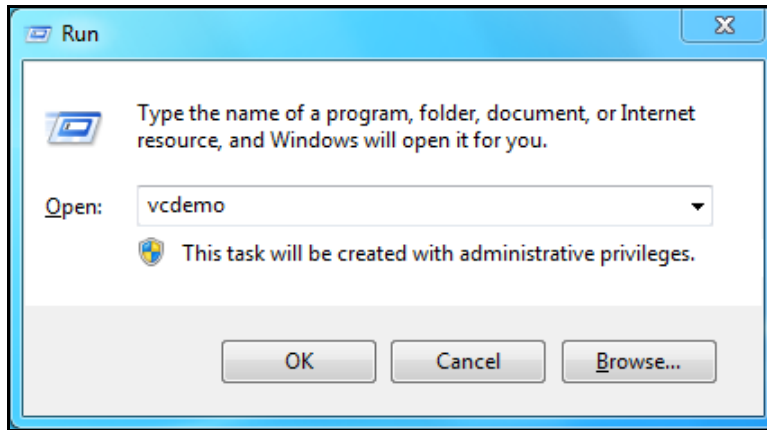


Upgrading from Kofax VRS Elite 5.0.x to Kofax VRS Elite 5.1

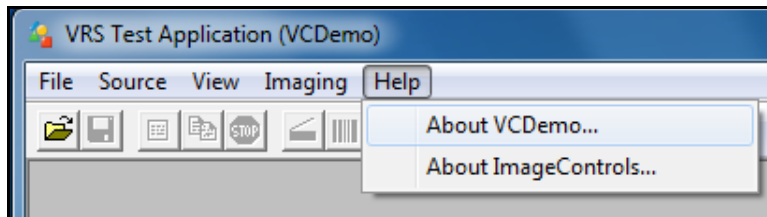
Application Note

Confirming that Kofax VRS was Successfully Upgraded to Version 5.1

1. Start | Run | vcdemo.



2. From the Help menu, select About VCDemo.



3. Confirm that the VRS Test Application (VCDemo) for ImageControls version is 5.1.xxx.

