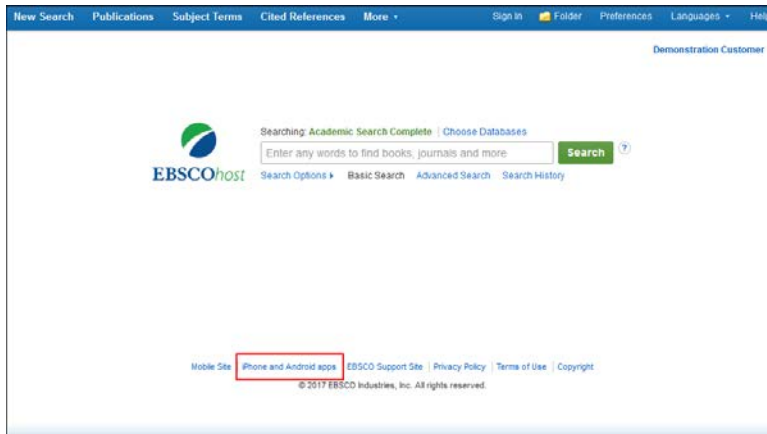


## GETTING STARTED



### Downloading and Authentication

The EBSCOhost app is available for download from the iTunes app store. After downloading the app, you will need to send yourself an authentication key from your institution's EBSCOhost account.


Click the **iPhone and Android Apps** link at the bottom of the screen.

An email with an authentication key is sent to you.


Access the email **from your device** and click the link found in the email to authenticate the application.

*You have 24 hours to access the key from your device to authenticate the app. If the key is not used within 24 hours, it expires and you will need a new key.*

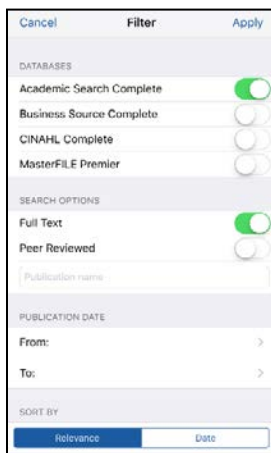
## THE HOME SCREEN



From the **Home** screen of the EBSCOhost app, you can:

- Tap on the **Find** field, enter your search terms, and click **Search** to search EBSCOhost
- Tap hyperlinked **Recent Searches** to view those results
- Tap  to view your saved articles and searches, as well as your search and article history.
- Tap the **Home** button to access the Home screen at any time.

## THE FILTERS MENU



From the **Filters** menu, you can select which databases to search. Tap  to open the menu.

In this demonstration, we'll select to search the *Academic Search Complete* database.

You can also set your Search Options preferences:

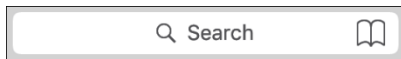
- **Full Text:** Toggle on to limit all searches to results that have full text available.
- **Peer Reviewed:** Toggle on to limit all searches to results that are peer-reviewed.
- **Publication Name:** Enter a publication name in the field to return only results from a specific publication.
- **Publication Date:** Enter a date range to limit results to those published within your specified range.
- **Sort By:** Tap **Relevance** or **Date** to choose how your results are sorted.

### Would you like to learn more?

Find tutorials, FAQs, help sheets, and user guides on the EBSCO Help Site at <https://help.ebsco.com>

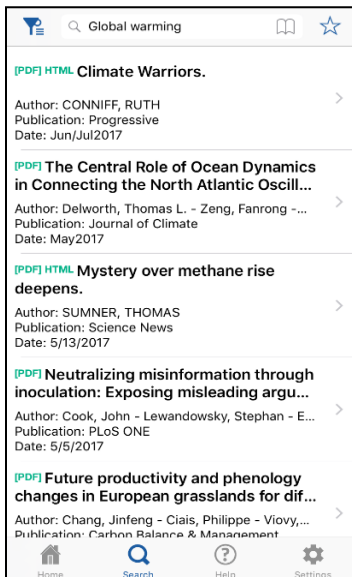
Take advantage of our free online training classes or view an on-demand webinar at <http://training.ebsco.com>

## SEARCHING



To search the EBSCOhost app, tap the **Search box** on the **Home** or **Search** screens. The onscreen keyboard is displayed. Enter your search terms in the **Search box** and tap **Search**.

## THE RESULT LIST



A **result list** with **articles** matching your search terms is displayed.

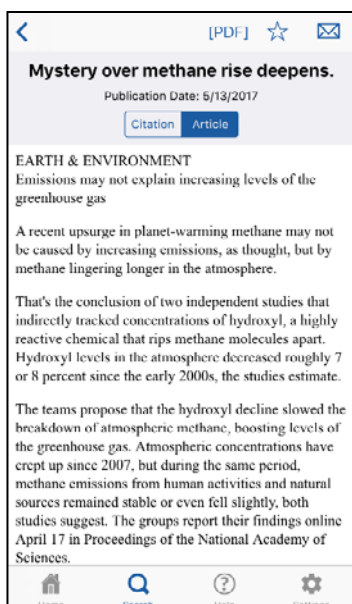
Tap a **result list item** to view the **detailed record** for the article.

Result List items with a **PDF indicator** next to the title can be downloaded and viewed on your device.






The Result List can be **sorted by date** by tapping **Date** above the list.

You can **save your search** by tapping **Save** at the top of the screen. Saved searches can be viewed by tapping **Saved** in the menu at the bottom.

## THE DETAILED RECORD



From the **Detailed Record**, you can:

- Tap the Back arrow to return to the Result List.
- Tap  to save the article's Detailed Record and available Full Text to your device.
- Tap  to view the **Detailed Record** for an article.
- Tap  to view the **HTML Full Text** (if available).
- Tap  to download and view the **PDF Full Text** (if available).
- Tap  to **email** the article.
- Tap an **Author** name to view more articles by that author.
- Tap a **Source** title to view more articles from that journal.
- Tap a **Subject** to view more articles related to that subject heading.

To learn more about the EBSCOhost app tap the **Help link** on the **Home** screen.

### Would you like to learn more?

Find tutorials, FAQs, help sheets, and user guides on the EBSCO Help Site at <https://help.ebsco.com>

Take advantage of our free online training classes or view an on-demand webinar at <http://training.ebsco.com>