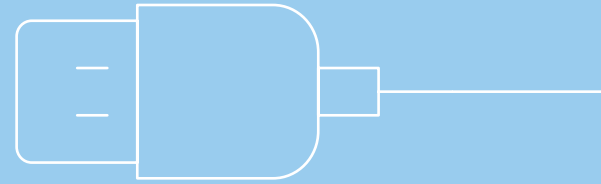






Administering Domo through the Excel Admin Plugin





 **Pain point:** You need to frequently add, update, or delete large numbers of users in your Domo instance.


 **Solution:** Use the Domo Excel Admin Plug-In to create a new worksheet that contains all of the users in your Domo instance. Information includes: user Id, name, security profile, title, email address, and phone number. After doing a Basic install of the Plug-In, perform an execute operation to add users, update users, or delete users.


 **Pain point:** You need to frequently create hundreds or thousands of Personalized Data Permissions policies in your Domo instance.

 **Solution:** Use the Domo Excel Admin Plug-In to create a new worksheet that contains all of the PDP Policies currently defined in your Domo instance. Run the command text with information that includes: PDP Policy name, DataSet Id, DataSet name, filter field name, filter field values, user Id, user name, group Id, and group Name. This information can be combined with the contents of the “DataSets,” “Users,” and “User Groups” export via a pivot table to give you detailed information about the DataSets, Users, and User Groups associated with each PDP Policy.

 **Pain point:** You need to frequently change hundreds of cards’ datasets.

 **Solution:** Use the Domo Excel Admin Plug-In to create a new worksheet that contains all of the cards currently created in your Domo instance as well as the DataSets that are powering them. Then run command line with information that includes: card Id(urn), title, type, description, creator user Id, creator name, owner user Id, owner name, DataSet Id, and DataSet Name. This information can be combined with the contents of the “DataSets” export via a pivot table to give you detailed information about each DataSet.

 **Pain point:** You need to be able to work with your users, groups, cards, pages, DataSets, or DataFlows in bulk.

 **Solution:** Use the Domo Excel Admin Plug-in to create a new worksheet that will allow you to run commands in order to copy cards or pages, copy or sync user groups, pull Excel sheets to filter your datasets or dataflows, get a list of your Publication Groups, and other bulk functions.

If you fit the use case scenarios for bulk actions and need to get the Domo Excel Admin Plug-in, talk to your CSM to request the link.

Note: when you use this tool, these commands do not have an undo action, so any changes made in your instance will be permanent when executed.