



About Canadian Hours of Service

Omnitracs Hours of Service is designed to help drivers comply with Canadian Commercial Vehicle Drivers Hour of Service Regulations.

When you request to see a driver's logs, you can expect the driver to hand you this quick reference card and hold the display unit for you to see. You can view log data in a graph or detailed view.

Note: Drivers are responsible for verifying the accuracy of their logs. Drivers are not able to edit driving time on their electronic logs.

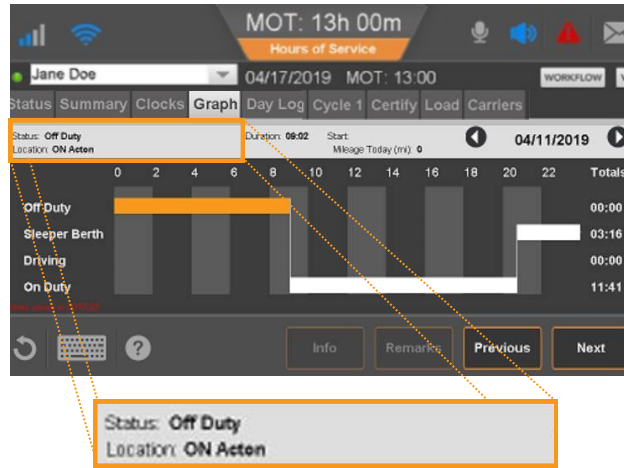
Header Line Information

- The top line that displays the driver's name is always visible.
- A dot preceding the name indicates the driver's current status:
 - - a bright green dot indicates the active driver.
 - - a dull green dot indicates the inactive driver.
- To view a team driver's status, tap the drop-down list and select a different name.
- The date is the MOT Day. Example: You see the prior calendar date if the driver's start time is 6 AM and it is currently 3 AM.
- The MOT clock displays the remaining time before an Hours of Service violation. Regulations change above 60° N, and clocks reflect this change.

Logs Viewed as a Graph

The **Graph** tab visually depicts the duration of each driver's activity over the past 24 hours using a grid format.

Tap a horizontal bar to see details for that duty status segment. When selected, the bar will turn orange.



Tap the arrow buttons to see data from other days in the current duty cycle.

WARNING

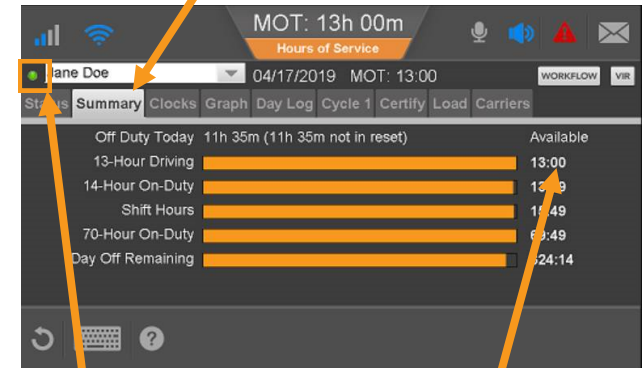
Driver—Do not use while vehicle is in motion.

Use of display unit while driving will cause distraction and loss of vehicle control which may lead to serious injury or death.

Summary and Status Tabs

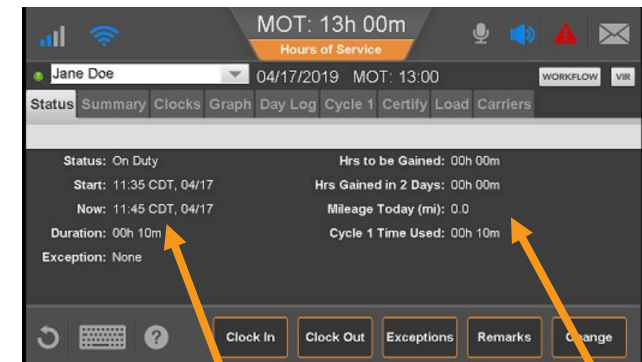
The **Summary** tab shows the time remaining before the driver is in violation of each Hours of Service rule.

The **Status** tab shows other important driver duty status information.



A bright green dot indicates the active driver. A dull green dot indicates an inactive driver.

The time left before the driver is in violation of a Hours of Service rule.

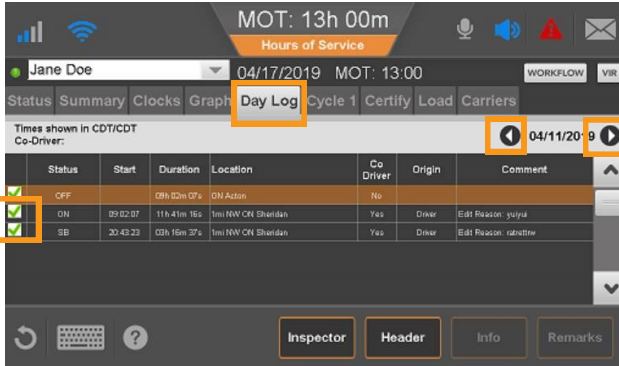


The driver's current duty status, the time it started, and how long the driver has been in this status.

The driver's hours to be gained and today's mileage.

Day Log Details

The **Day Log** tab lists the driver's activities over the past 24 hours with an option for "Inspector" mode with additional details. Tap the arrow buttons to navigate through the days of the Cycle.



- All start times reflect the time zone of the driver's effective home terminal.
- ✓ indicates the driver has certified the record.
- ! indicates there was a system or sensor failure at the time of this record. Drivers are instructed to keep paper logs in the event of such a failure. Upon notification that the problem is resolved, the driver is instructed to return to using the Omnitracs Hours of Service application.

DRIVER NOTE: If you are out of coverage and need to request a faxed copy of your logs, please call your dispatcher for assistance.

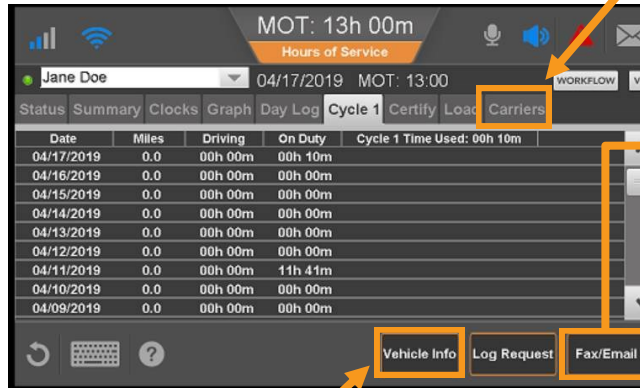
! WARNING

Driver—Do not use while vehicle is in motion.

Use of display unit while driving will cause distraction and loss of vehicle control which may lead to serious injury or death.

Cycle 1 / Cycle 2 Driving and On Duty Totals

The **Cycle 1** (Cycle 2) tab shows the total miles driven and the total driving and on-duty time for each day in the most recent duty cycle. Selecting **Log Request** will ensure most recent log information has been received from the host.



View vehicle ID and odometer information.

Go back to a previous date in the cycle.

Go forward to a later date in the cycle.

View Remarks for selected status, if remarks exist.



Carriers

Some drivers are set up to select their carrier from this device. If they are, the **Carriers** tab appears. Tap it to see the carrier this driver is working for now.

Request Logs as a Hard Copy

If you prefer a hard copy of the driver's logs, you can request that the logs be emailed or faxed to your office.

1. Tap the Cycle 1 (or Cycle 2) tab.
2. Tap the Fax/Email button.
3. Provide the driver with your email address or fax number and a name to enter in the **Attention** field.
4. Tap OK.

Omnitracs, LLC
717 N. Harwood Street, Suite 1300
Dallas, TX 75201 U.S.A.

© 2018-2019 Omnitracs, LLC. All rights reserved.
Omnitracs is a trademark of Omnitracs, LLC. All other trademarks are the property of their respective owners.

Omnitracs endeavors to ensure that the information in this document is correct and fairly stated, but Omnitracs is not liable for any errors or omissions. Published information may not be up to date, and it is important to confirm current status with Omnitracs.
This technical data may be subject to U.S. and international export, re-export or transfer (export) laws. Diversion contrary to U.S. and international law is strictly prohibited.

80-JE016-2 Rev. B
May 2019