

## Navigation Map Data (CoPilot® Truck™) – Installation Instructions for the MCP50

---

This document provides instructions on loading updated map data for CoPilot® Truck™ (ALK) on the MCP50 using the provided USB memory sticks.

### Before You Start

Ensure the current MCP software is 7xx or newer. To check the software version, tap the Home/System/Version buttons.

---

#### IMPORTANT!!!

Do NOT remove power during map install.

Do NOT remove the USB memory stick during map install.

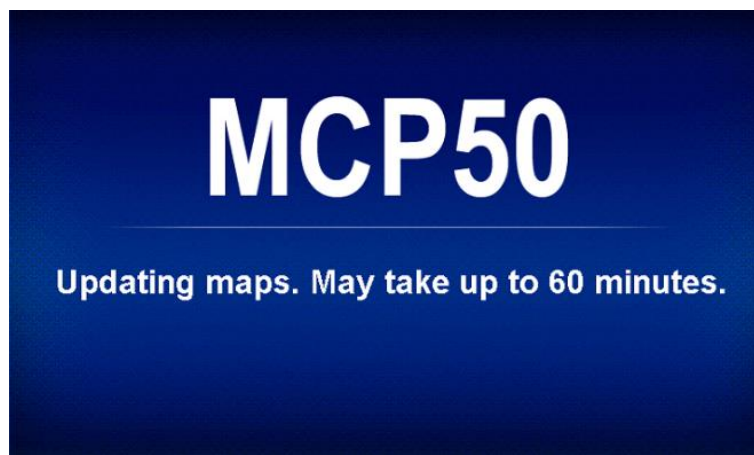
Ensure ignition is on to prevent the unit from powering down during the upgrade.

If the unit loses power during upgrade, start the process over by removing the USB stick and reinserting it after the unit has completed power up.

---

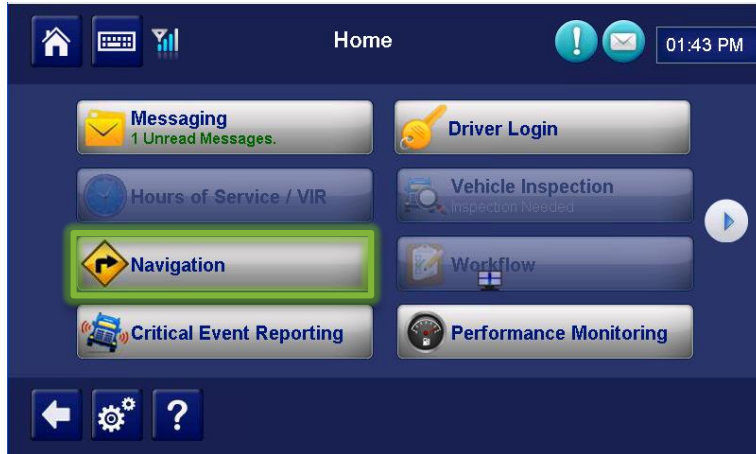
### Upgrading the CoPilot® Truck™ (ALK) Map Data

1. Insert the USB memory stick into the DIU.
  - After a few seconds, the following message appears.
2. **Note:** If USB stick insertion is not detected within 10 seconds, try removing and re-inserting it.

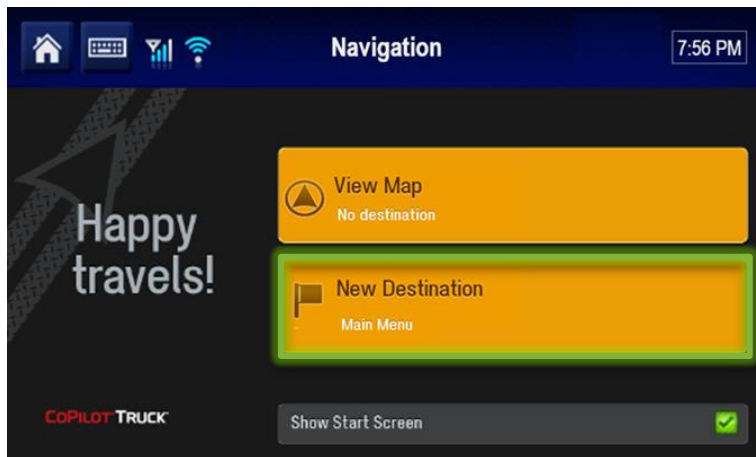


- Do not remove power and do not remove the USB stick.
3. **Note:** This step takes 20 to 60 minutes to complete.
    - When the message and splash screen disappears, the installation is complete.

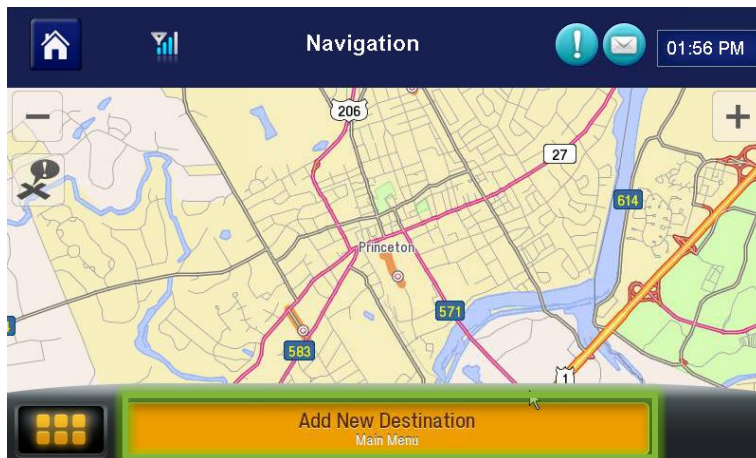
4. To ensure the correct maps were installed, tap **Navigation** from the MCP50 Home page.



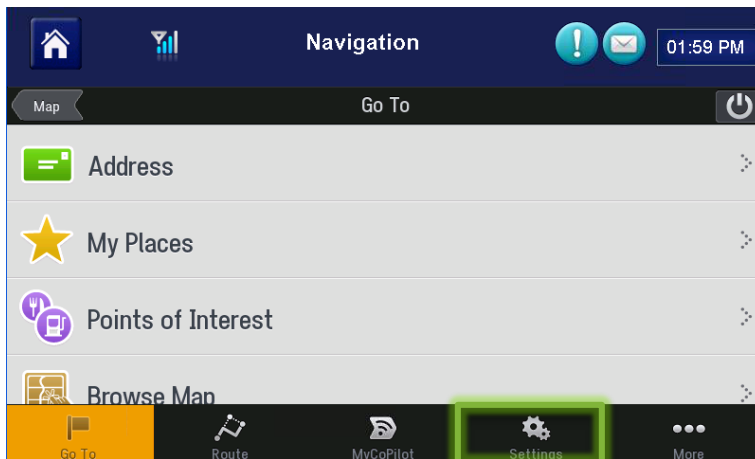
5. Tap New Destination.



6. Tap Add New Destination.

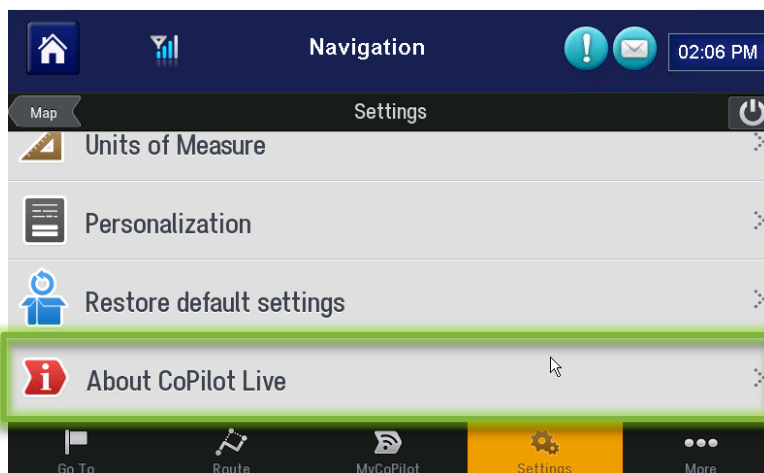


7. Tap Settings.

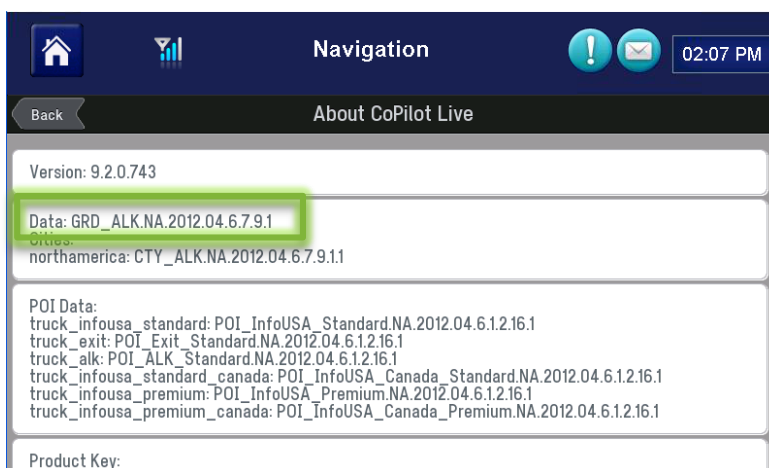


8. Scroll down.

9. Tap About CoPilot Live.



10. At the top, left corner of the About CoPilot Live page, ensure Data: GRD\_ALK.NA.2012.04.6.7.9.1 displays.



Omnitracs, LLC  
717 N. Harwood Street, Suite 1300  
Dallas, TX 75201 U.S.A.

© 2013-2015 Omnitracs, LLC. All rights reserved. Omnitracs is a trademark of Omnitracs, LLC. All other trademarks are the property of their respective owners.

Omnitracs endeavors to ensure that the information in this document is correct and fairly stated, but Omnitracs is not liable for any errors or omissions. Published information may not be up to date, and it is important to confirm current status with Omnitracs.

This technical data may be subject to U.S. and international export, re-export or transfer (export) laws. Diversion contrary to U.S. and international law is strictly prohibited.

80-JB914-1 Rev. E  
July 2015