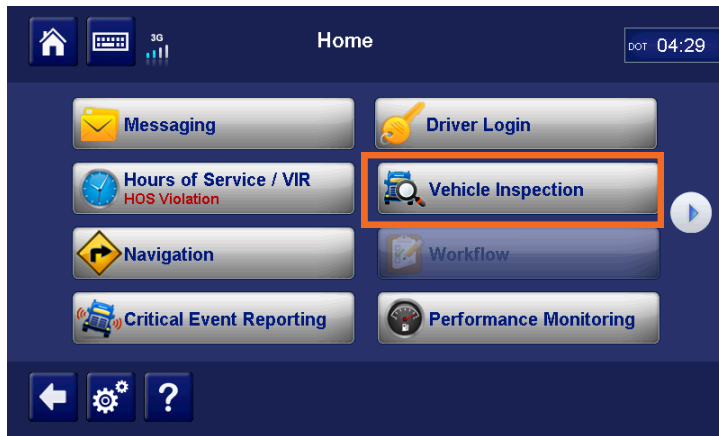


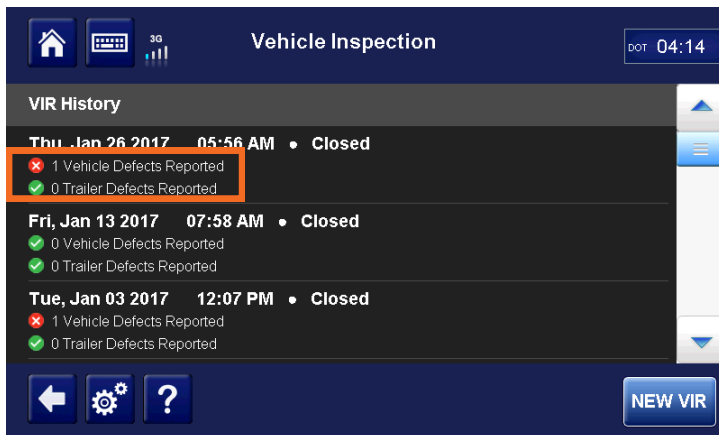
Drivers record their daily tractor and trailer inspections in Vehicle Inspection Report (VIR) so that the company may quickly correct defects and return vehicles to service. After repairs are made, drivers must acknowledge that the vehicle can be operated safely.

### View Inspection Reports

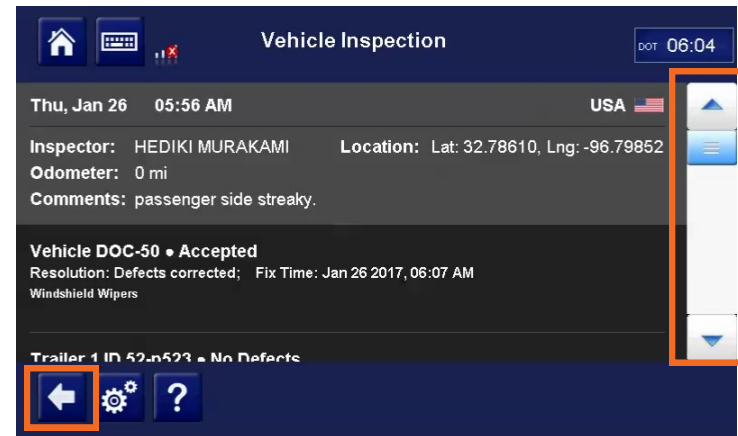
1. On the Home screen, tap the **Vehicle Inspection** button.



2. Tap today's (the top) defect to select it.



3. Scroll to see more information or tap the back arrow to review other reports.



**Note:** If you are also reviewing the driver's Hours of Service (HOS) logs, you can tap **VIR** from any HOS screen to open the Vehicle Inspection Report application or tap **HOS** from any VIR screen to switch back the HOS application.

### DRIVERS

Instructions for how to create inspection reports and acknowledge the repair/closure of a defect are available in the onboard support system under **Driver Help Topics**.

Omnitracs, LLC  
717 N. Harwood Street, Suite 1300  
Dallas, TX 75201  
U.S.A.

Copyright © 2017 Omnitracs, LLC. All rights reserved. Omnitracs is a trademark of Omnitracs, LLC. All other trademarks are the property of their respective owners. Omnitracs endeavors to ensure that the information in this document is correct and fairly stated, but Omnitracs is not liable for any errors or omissions. Published information may not be up to date, and it is important to confirm current status with Omnitracs. This technical data may be subject to U.S. and international export, re-export or transfer (export) laws. Diversion contrary to U.S. and international law is strictly prohibited.